



**OFFICIAL CLUB RULEBOOK**

**Implementation Date May 28, 2025**

*This is a dynamic document, watch for updates as necessary.*

<b>Part 1: About The Club Rulebook</b> . . . . .	<b>3</b>	Section 3. <i>B-Judges</i> . . . . .	15
<b>Part 2: Becoming a Club</b> . . . . .	<b>3</b>	JUDGE ASSIGNMENTS AND PAPERWORK . . . . .	15
Section 1. <i>The Steps</i> . . . . .	3	<b>Part 12: Total Entries Allowed per Judge</b> . . . . .	<b>16</b>
Section 2. <i>Barn Hunt Forums</i> . . . . .	4	Section 1. <i>Maximum Run Values</i> . . . . .	16
Section 3. <i>Insurance Coverage</i> . . . . .	4	Section 2. <i>Multipliers</i> . . . . .	16
Section 4. <i>Club Development Chair</i> . . . . .	4	CLASS LEVEL MULTIPLIERS . . . . .	16
Section 5. <i>Club Mentors</i> . . . . .	4	SAMPLE CALCULATION OF A FULL SCHEDULE FOR A JUDGE WITH A 260 MRV . . . . .	16
Section 6. <i>Barn Hunt Name and Logo</i> . . . . .	4	Section 3. <i>Line Drive MRVs</i> . . . . .	17
Section 7. <i>The Club Agreement</i> . . . . .	4	Section 4. <i>Over scheduling</i> . . . . .	17
Section 8. <i>Number of Events per Year</i> . . . . .	5	<b>Part 13: Required Information for Judges</b> . . . . .	<b>17</b>
Section 9. <i>Transferring/Moving/Selling Clubs</i> . . . . .	5	Section 1. <i>At Least 60 Days Ahea</i> . . . . .	17
<b>Part 3: Event Types</b> . . . . .	<b>5</b>	Section 2. <i>At Least 30 Days Ahead</i> . . . . .	17
Section 1. <i>Licensed Trials</i> . . . . .	5	Section 3. <i>At Least 10 Days Ahead</i> . . . . .	17
Section 2. <i>Fun Tests</i> . . . . .	6	<b>Part 14: Applying for an Event</b> . . . . .	<b>17</b>
Section 3. <i>Clinics</i> . . . . .	6	Section 1. <i>Distance Between Events</i> . . . . .	17
<b>Part 4: In Conjunction Events</b> . . . . .	<b>6</b>	Section 2. <i>Completing the Online Event Application</i> . . . . .	18
<b>Part 5: Event Officials</b> . . . . .	<b>7</b>	EVENT APPLICATION/EDITING GUIDE . . . . .	18
Section 1. <i>Trial (Fun Test) Chair and Secretary</i> . . . . .	7	Section 3. <i>Loading Insurance Documents</i> . . . . .	19
Section 2. <i>Other required workers</i> . . . . .	7	<b>Part 15: Event Changes/Resubmissions</b> . . . . .	<b>19</b>
Section 3. <i>Rat Wranglers and Chief Rat Wranglers</i> . . . . .	8	<b>Part 16: Preparing the Event Premium</b> . . . . .	<b>19</b>
RAT WRANGLER STAFFING REQUIREMENTS . . . . .	8	<b>Part 17: Entries and Confirmations</b> . . . . .	<b>19</b>
<b>Part 6: Location/Grounds</b> . . . . .	<b>9</b>	Section 1. <i>Entry Types</i> . . . . .	19
Section 1. <i>Event Grounds</i> . . . . .	9	Section 2. <i>Complimentary entries</i> . . . . .	19
<b>Part 7: Materials/Supplies</b> . . . . .	<b>9</b>	Section 3. <i>Handling Invalid Entries</i> . . . . .	19
Section 1. <i>Straw (preferred) or Hay Bales</i> . . . . .	9	Section 4. <i>Processing Withdrawals and Refunds</i> . . . . .	20
Section 2. <i>Start Box and Distance Challenge mats</i> . . . . .	9	Section 5. <i>Confirmations</i> . . . . .	20
Section 3. <i>Boards and Steps</i> . . . . .	9	<b>Part 18: Class Scheduling/Moves</b> . . . . .	<b>20</b>
EXAMPLE OF BOARD CORNERS AND EDGES . . . . .	10	Section 1. <i>Class Scheduling</i> . . . . .	20
Section 4. <i>Instinct Cradle</i> . . . . .	10	Section 1. <i>Class Move Policy</i> . . . . .	20
INSTINCT CRADLE SPACING . . . . .	10	<b>Part 19: Building Courses Prior to the Event</b> . . . . .	<b>20</b>
Section 5. <i>Tubes</i> . . . . .	10	<b>Part 20: During the Event</b> . . . . .	<b>21</b>
Section 6. <i>Measuring Wickets</i> . . . . .	11	Section 1. <i>Trial Hours and Judge Dogs</i> . . . . .	21
Section 7. <i>Gloves and sanitizer</i> . . . . .	11	Section 2. <i>The General Briefing</i> . . . . .	21
Section 8. <i>Ribbons</i> . . . . .	11	Section 3. <i>Required Trial Secretary Duties</i> . . . . .	21
<b>Part 8: Blinds and Rings</b> . . . . .	<b>11</b>	Section 4. <i>Blind Balancing</i> . . . . .	22
Section 1. <i>Walls and Fencing</i> . . . . .	11	Section 5. <i>Changing the Environment</i> . . . . .	22
Section 2. <i>Blinds and Areas Around Blinds</i> . . . . .	11	<b>Part 21: Results</b> . . . . .	<b>22</b>
Section 3. <i>Ring Enclosures</i> . . . . .	12	<b>Part 22: Deadlines and Fees</b> . . . . .	<b>22</b>
RING DIMENSIONS AND SUPPLIES BY CLASS/LEVEL . . . . .	12	DEADLINES . . . . .	22
Section 4. <i>Building a Lower Level Class in an Upper Level Ring</i> . . . . .	12	BARN HUNT FEES . . . . .	23
ALLOWED AND DISALLOWED COURSE CONFIGURATIONS WHEN BUILDING IN A LARGER RING . . . . .	13	Section 1. <i>Fines</i> . . . . .	23
Section 5. <i>Line Drive Class Configurations</i> . . . . .	13	<b>Part 23: Cancellations and Emergencies</b> . . . . .	<b>23</b>
LINE DRIVE SETUP OPTIONS . . . . .	13	Section 1. <i>Cancellation of Events</i> . . . . .	23
<b>Part 9: Rat Care, Accommodations, and Safety</b> <b>13</b>		Section 2. <i>Judge Cancellations</i> . . . . .	23
Section 1. <i>Safe Rat Areas</i> . . . . .	14	<b>Part 24: Dealing with Club Errors and Mistakes</b> <b>23</b>	
Section 2. <i>Duration and Type of Work</i> . . . . .	14	<b>Part 25: Data security</b> . . . . .	<b>24</b>
<b>Part 10: Rat and Litter Tube Setups</b> . . . . .	<b>14</b>	<b>Part 26: Guides and Resources:</b> . . . . .	<b>24</b>
Section 1. <i>Preparing the Litter Tubes</i> . . . . .	14	Section 1. <i>Results Spreadsheet Submission Guide</i> . . . . .	24
Section 2. <i>Preparing the Live Rat Tubes</i> . . . . .	14	REGULAR CLASSES AND LINE DRIVE . . . . .	24
<b>Part 11: Hiring Judges</b> . . . . .	<b>15</b>	CRAZY 8s . . . . .	24
Section 1. <i>Contracts and Placeholder Judges</i> . . . . .	15	Section 2. <i>Official Barn Hunt Waiver</i> . . . . .	24
Section 2. <i>Judge Assignments</i> . . . . .	15	Section 3. <i>Rat Tube Construction</i> . . . . .	25
		TUBE CONSTRUCTION ILLUSTRATION . . . . .	26
		LATTICE FENCING ILLUSTRATION . . . . .	26

# OFFICIAL CLUB RULEBOOK

## Part 1: About The Club Rulebook

This rulebook contains all of the information needed for individuals to form a Club, prepare for and run Events, submit paperwork, and stay in compliance. This rulebook does not replace the **Competitor Rulebook**, and all Club Administrators are required to know that rulebook as well. Competitors will have full access to this book and are welcome to read it to further understand how Barn Hunt Events are run, but there is no information here that is essential for competitors who are not involved in a Club.

Barn Hunt competitor rules are updated every three years, but Club rules in this document may be updated more often. Clubs must always check that they are using the latest version of this document. Changes and additions will be announced and posted to the main Club Admin forum at [barnhuntforums.com](http://barnhuntforums.com) as well as on the website.

## Part 2: Becoming a Club

Clubs are the cornerstone of the sport. The jobs of Trial Chair (TC) and Trial Secretary (TS) are critically important. The Trial Chair and Secretary must be organized, timely, accurate, able to multi-task, and be patient and cheerful even when under pressure. Club Admins **must** have a good working email address and check it often. **All** Clubs must promptly respond to inquiries both from competitors and from the Barn Hunt Office.

Clubs are not guaranteed approval. Prospective Clubs whose members have little to no experience, and/or Clubs located in an area already populated with a number of other Clubs may be denied. There is no specific geographic distance between Clubs. All Clubs within a geographic region (200 miles) are expected to work with each other on setting non-conflicting Event dates.

### SECTION 1. The Steps

In order to become a Barn Hunt Club, groups of individuals complete the following steps.

1. Form an entity of at least five persons.
2. Gather information on the Barn Hunt and other dog sport experience of Club members.
3. Read this document. Download and read all pertinent written materials for Clubs on the Barn Hunt website at [barnhunt.com/clubforms.html](http://barnhunt.com/clubforms.html).
4. Apply for Club Status by logging into the Register at barnhunt.com, and clicking Club Application.
  - a) Use the same emails that are used to register your dogs. Each Club Admin must have their own email and it must be on the Barn Hunt Register. Generic club emails and shared emails are not allowed.
  - b) Carefully read the waiver and expectations statement before submitting your Club for approval.
  - c) **If the venue is known, send the following information to clubdev@barnhunt.com. This includes:**
    - Grounds map/layout and where rings will be located.
    - Ring layout, entry/exit gate(s) and dimensions/square footage.
    - Whether the rings will be covered/uncovered, and any climate control.
    - Size and location of blinds.
    - Parking and any RV parking options.
    - Buildings/provisions for restrooms.
    - Accessibility options for people with disabilities.
    - Emergency plan for weather or other emergencies.
    - Type of fencing that will be used.
    - Whether 2- or 3-stringer bales will be used.
  - d) **If the venue is unknown, inform clubdev@barnhunt.com. A conditional approval may be offered without a known venue, but the above information must be submitted when a venue is secured, and if it is not adequate, the conditional approval may be withdrawn.**
5. If/when the Club is approved, prepare for the first Fun Test. All new Clubs must complete a minimum of one Fun Test prior to being allowed to hold a Trial.
  - a) **Send photos of fencing, boards, instinct cradle, and rat tubes to clubdev@barnhunt.com for approval.**

- b) See **“Fun Tests” on page 6** for specific class offerings and restrictions for Clubs holding their first Fun Test.
  - c) A Club Mentor/and or Judge Mentor may be assigned to the new Club to assist with the Fun Test and/or the BHA may request that the new Club choose from a list of approved Mentors.
6. After completion of the first Fun Test, the BHA reviews results and consults with Club members and/or Mentors. Clubs may be asked to complete further Fun Tests or may be approved/denied. For the first Licensed Trial, the BHA may require a Judge Mentor and/or Club Mentor **at the Club’s expense.**

## SECTION 2. Barn Hunt Forums

The Trial Chair and Secretary as well as Club members on the Event Committee must subscribe to the Barn Hunt Forums and request to be added to the private BHA Club Admins section, in order to keep up with critical Club announcements and changes. To subscribe:

1. Go to [barnhuntforums.com](http://barnhuntforums.com) and create a login, password, and user name.
2. Set the account to stay logged in and receive notifications.
3. Email [info@barnhunt.com](mailto:info@barnhunt.com) with your username and email, to be added to the Club Admin section.

## SECTION 3. Insurance Coverage

All Clubs must carry insurance including a “hold harmless” agreement naming the Barn Hunt Association LLC. The Barn Hunt Association LLC must also be named as Additional Insured and Indemnified (632 North 12th St Ste 234, Murray KY 42071). This insurance must be obtained for all Clinics, Fun Tests, and Trials/Events using the Barn Hunt name and rules. A certificate of insurance for the club showing the above information and the policy effective dates must be uploaded at least 30 days prior to any scheduled trial. (see **“Loading Insurance Documents” on page 19**) Do not mail copies of the Insurance documents to the Barn Hunt office.

## SECTION 4. Club Development Chair

The Club Development Chair is a person who helps new clubs with their first Event or Events and is a resource for questions, etc. The Club Development Chair also helps with situations which arise with current clubs. The Club Development Chair primarily operates remotely via email, and can be contacted at [clubdev@barnhunt.com](mailto:clubdev@barnhunt.com).

## SECTION 5. Club Mentors

A Club Mentor is an experienced Barn Hunt Trial Secretary and/or Trial Chair who has been authorized by the BHA to assist Clubs with information and organization of their first Event(s). Club Mentors answer questions and generally support the Club as they work toward holding smooth, efficient, successful Events. A list of Club Mentors is developed and maintained by the Club Development chair and available on the website **(new, to be developed)**.

## SECTION 6. Barn Hunt Name and Logo

1. The official Barn Hunt Association LLC logo may only be used with permission for Barn Hunt Clinics, sanctioned Fun Tests or Licensed Trials, and on approved BHA LLC merchandise. The Barn Hunt logo is available at many ribbon retailers. To request use of the logo, email [info@barnhunt.com](mailto:info@barnhunt.com).
2. All Rules and Regulations, Guidelines, website, source, and support materials are ©Barn Hunt Association® LLC and fully protected under National and International copyright and trademark law.
3. Dog sport/training entities with no affiliation with the BHA cannot use the words Barn Hunt® or Barn Hunt Association® or any copyrighted materials without the express permission of the BHA (email [info@barnhunt.com](mailto:info@barnhunt.com)).
  - a) The words Barn Hunt may be freely used by any person or company on commercial products such as shirts, mugs, posters, etc. **The Barn Hunt logo cannot be used on any merchandise without written permission.**
4. All Clubs must read, understand, and abide by the official [Competing Organization Statement](#), available at [barnhunt.com/clubforms.html](http://barnhunt.com/clubforms.html).

## SECTION 7. The Club Agreement

The following statement is part of the Club application and must be reviewed and checked when applying to become a club. All Club officials are expected to abide by this agreement when acting as a representative of their Club and the sport.

**I/we agree to abide by all Barn Hunt rules and regulations at all Barn Hunt Events sponsored by our Club. I/we promise to act in such a way as to promote and portray Barn Hunt and the Barn Hunt Association in a positive light at all official and unofficial Barn Hunt events and on Barn Hunt social media and web pages and groups. I/we promise to treat each spectator, competitor, and dog at our events fairly and without bias of any kind. I/we will not discriminate based on race, religion, national origin, gender, gender identity, ability, or sexual orientation. I/we promise to hold rat care to the highest possible standards. Failing to follow Barn Hunt rules, inclusive of rules on rat care and treatment,**

as well as those governing submission of payment and trial results on a timely basis, or any/all other actions which result in a negative impact on the Club and/or the Barn Hunt Association LLC may incur penalties from verbal and/or written warnings and/or fines up through temporary or permanent suspension as a Barn Hunt Club. I/we understand that our license to hold Barn Hunt events, Fun Tests and/or Trials as an Official Barn Hunt Club is a privilege contingent upon this agreement and our actions and may be withdrawn at any time, with or without notice, for cause as determined by the Barn Hunt Association LLC.

I/we understand that any action taken to enforce the provisions of this agreement shall be governed by and interpreted in accordance with the laws of the United States in the state of Kentucky. Each party irrevocably submits to the exclusive jurisdiction of, and venue in, any state or federal court located within Kentucky Circuit 42, Western District for the purposes of any Suit arising out of this agreement or any transaction contemplated by this agreement, and agrees to commence any such suit only in such courts. Any legal fees or court costs resulting from such action will be paid by the prevailing party.

## SECTION 8. Number of Events per Year

1. Clubs must hold at least one Licensed Trial offering all regular classes per calendar year to remain active Clubs. The Barn Hunt office may restrict some clubs to a certain number of Events per year.
2. Clubs who have become inactive and wish to hold Events again must contact the Barn Hunt office to request possible reactivation. **Reactivation is not guaranteed.** Inactive Clubs who are allowed to become active again may be required to resubmit an application and/or complete another Fun Test before reinstatement. That decision will be made by the Barn Hunt office.

## SECTION 9. Transferring/Moving/Selling Clubs

Occasionally Clubs wish to transition to other parties. All Club rules apply to the potential new entity.

### Process for Club Transfer

1. The current owner/license holder contacts BHA at [info@barnhunt.com](mailto:info@barnhunt.com) with a request to transfer the Club and the name, address, and contact information of the prospective new owners.
2. The BHA Club Development Chair contacts the prospective new owners to determine the level of experience with the sport and their capabilities to implement events.

### Transfer Options

1. **Full Approval.** New owners are well skilled in the sport, have the capabilities and capacity to assume club functions, meet all other criteria, and have the following items:
  - Hard copy records from the existing Club as listed in [“Data security” on page 24.](#)
  - Access to the existing Club's trial entry database; if the original owners utilized contracted trial secretary, the new owners need to have event records copied and or transferred (exceptions may be made to this requirement in some limited cases).
2. **Provisional Approval.** Provisional approval may be offered. The BHA will provide information to new and current owners on deficiencies and path to approval. One or more Fun Tests may be required. Some reasons for provisional approval include:
  - New owners need to acquire more barn hunt experience and/or need to add members/admins that can provide assistance in key roles.
  - New owners lack sufficient materials/facilities.
3. **Denial.** The BHA may decide that the transfer of ownership is not warranted and deny said transfer for cause, and choose to retire the original Club.

### New Club vs. Transfer

If the current owners do not meet criteria, BHA may evaluate the proposed new owners as a separate new Club.

## Part 3: Event Types

### SECTION 1. Licensed Trials

1. **Trials per day.** A Club may offer up to two Trials per calendar day.
2. **Number of Class entries allowed per Trial.** See [“What Class to Enter” on page 18](#) of the **Competitor Rulebook.**
3. **Required Class offerings.** Clubs must offer at least one day of all Regular classes during each Event (see below for exceptions). On other contiguous days, Clubs may offer any selection of classes they wish (given the restriction of a

maximum of two trials per day) except that if offering Novice, they must also offer Instinct.

- a) Both A and B-Level classes must be offered.
  - b) New Clubs and Clubs offering special events (e.g., a show at a breed national specialty) may be allowed to limit an entire Event to lower level classes/Line Drive only. Contact [info@barnhunt.com](mailto:info@barnhunt.com) with details and a request for permission.
  - c) Games Day Only events can be held, offering Crazy 8s and Line Drive. Both classes must be held.
  - d) Trials offering Day of Show entries must allow entries at all levels the Trial has listed in its Premium, even if no pre-entries were received for that level.
4. **Class limits.** Clubs may limit entries for Senior, Master, Crazy 8s and/or Line Drive, based on judge maximum run values, see [“Maximum Run Values” on page 16.](#)

## SECTION 2. Fun Tests

Most rules pertaining to holding Licensed Trials outlined in this rulebook also pertain to Fun Tests. See [“Special Fun Test Rules” on page 4](#) in the [Competitor Rulebook](#) for competitor Fun Test rules.

1. **New Clubs holding Fun Tests.** New clubs must upload all documentation including insurance, Trial Summary Report, and Excel spreadsheet results, as well as any Dog Aggression or Misconduct reports. That information must also be emailed to [clubdev@barnhunt.com](mailto:clubdev@barnhunt.com) and [info@barnhunt.com](mailto:info@barnhunt.com) for review.
2. **Established Clubs holding Fun Tests.** Unless otherwise requested, established Clubs may waive all report requirements and uploads but the Trial Summary Report, but must keep a record of participants and scores for the period of one year. Misconduct and/or Dog Aggression reports from any Fun Test must be uploaded to Secretary Functions and emailed to [discipline@barnhunt.com](mailto:discipline@barnhunt.com).
3. **Judge requirements.** An official Barn Hunt Judge is suggested, but may or may not be required, depending on the experience level of the Club. [Judges may judge spouses/friends/partners at any Fun Test. RBJ rules are not in effect.](#)
4. **Scores.** Competitors do not earn qualifying scores toward any Barn Hunt title when participating in a Fun Test.
5. **Classes.** All Fun Tests are required to offer Instinct and Novice classes. New Clubs offering their first Fun Test must offer classes at all levels, but are not required to have entrants at all levels. Upper level classes (Open, Senior, and Master) may be offered, but are not required at Fun Tests run by experienced Clubs except when the Fun Test is to be used as experience by a prospective judge. Fun Tests may offer non-regular classes but are not required to do so. Which classes will be offered must be designated on the Fun Test Application and in the Fun Test Premium.

## SECTION 3. Clinics

See below for special rules on holding Clinics at in-conjunction Events.

1. Clinics may be applied for and listed on the Barn Hunt calendar at no charge.
2. If a Clinic is being offered on the same day as a Licensed Trial, it cannot use any ring being used for the trial unless it is held at least 30 minutes after the last class of the day. If held in a different area/ring, Clinics can be held before or after, but not during, a Licensed Trial.
3. Other than Instinct, Clinics cannot use any course design that will be used at any Licensed Trial within 200 miles or 60 days of the Clinic.

## Part 4: In Conjunction Events

Holding a Barn Hunt Clinic/Fun Test/Trial in conjunction with (directly adjacent to, sharing borders, or on the same property) another public event can be a great way to bring publicity, new faces, and revenue to your Club. However, these events also involve increased stress and risk. If something goes wrong at an in-conjunction Event it reflects poorly on the Club and on the sport as a whole. Barn Hunt has special rules regarding in-conjunction events, and additional requirements may be added by the BHA depending on the Event type. The ability to hold in-conjunction events is not guaranteed and can be withdrawn at any time. Clubs holding in conjunction events:

1. Must officially apply for the Event, including Clinics.
2. Cannot take DOS entries without written permission (typically email) from the Barn Hunt office.
3. Must contact the Barn Hunt office [if requesting a MRV higher than 220 \(see “Maximum Run Values” on page 16.\)](#)
4. Cannot have an in-conjunction Event as their first licensed Event.
5. Cannot hire B-Judges without advance [approval](#) from the BHA.

6. Must have a designated liaison which is to be an experienced Barn Hunt person appointed by the Club to interact with the public about the sport during the Event, as well as providing a source of information and communication to the other organization. That person may not be the Judge of Record, Trial Secretary, or Trial Chair of the Event.
7. Must mark Barn Hunt Grounds. This information must be in the Premium and at the Secretary's table. Signage must be used. Fencing and taping are also encouraged for boundary lines.
  - a) There is no shared or co-mingled space at any Barn Hunt Event held in conjunction with another event. If there is one crating area, it is either on the other organization's grounds and subject to that organization's rules with permission for Barn Hunt competitors to crate there, or it is on Barn Hunt grounds and subject to Barn Hunt rules with permission for others to crate there. If the crating is on Barn Hunt grounds, all rules for Bitches in Season at Barn Hunt Events apply.
8. If being held as part of a breed national specialty event, must give entry preference to that breed (cannot fill entries with dogs belonging to workers for instance).

## Part 5: Event Officials

### SECTION 1. Trial (Fun Test) Chair and Secretary

The Trial/Test Chair and Secretary are the two most critical non-Judge roles at every Event. The person or people filling these roles are the primary representatives of the Club to competitors and to the BHA. When acting as a Trial Chair/Secretary, at all times the efficient running and processing of the Event comes first. A single person can fill both roles. Trial Chairs/Secretaries:

- May show dogs, as long as doing so does not interfere with their duties or delay the Event. The BHA may impose limits if necessary.
  - Cannot leave their desk or be off grounds for extended periods, or leave secretary duties in the hands of an untrained person.
  - Cannot take a role in any other events being held in-conjunction (for instance, cannot be both Barn Hunt Trial Chair and a Dock Diving Trial Chair).
  - Licensed Judges acting as Chairs/Secretaries:
    - May judge the dogs of the JOR/RBJ and remaining dogs in that blind, but cannot be used for multiple blinds, relief/breaks, or load balancing, and are not listed on the Event application or the Online TSR. See the ["Results Spreadsheet Submission Guide" on page 24](#).
    - May not be a Judge Mentor at their own Event.
1. **Trial (Fun Test) Chair.** Arranges location, hires Judges of Record and locates Relief/Back Up Judges (if any), oversees the Event and is the chief official in charge of the Event. Applies for the Trial/Test with the BHA in accordance with the rules.
  2. **Trial (Fun Test) Secretary.** Creates and publishes a Premium, accepts entries, sends out confirmations, oversees check-ins, sets run orders. Records all passing and failing scores. Provides information on qualifiers and placements for ribbons and awards. Submits all required paperwork and all run payments (Licensed Trials) to the BHA. After September 1, 2025, all Trial Secretaries will be required to take an online certification course. **(certification to be developed)**.
    - a) Other than Trial Chair, the Trial Secretary cannot assume any other major roles on any day when they are acting as Trial Secretary.

### SECTION 2. Other required workers

1. **Event Committee.** At least four Club members who will be on site, serve as overall facilitators, and adjudicate over any incidents such as dog aggression, misconduct, poor sportsmanship, etc. Event committee members can serve simultaneously in other positions, but cannot be a Judge of Record for that Trial or Event. It is strongly suggested to avoid having a Trial Secretary as part of the Event Committee. See the Dog Aggression and Misconduct Guide on the Barn Hunt website at [barnhunt.com/clubforms.html](http://barnhunt.com/clubforms.html).
2. **Volunteer Chair.** A person designated to organize and deploy all workers for the Event.
3. **Course Builder(s).** Responsible for building and maintaining the course to the design specified by the Judge and provided on a course map. Course builders also make sure the ring fencing/enclosure is secure and safe for competitors and dogs. The Club must provide a minimum of three Course Builders for each course build.
  - a) Course builders must build the course as shown on the map. They do not tweak or adjust the course without the direct permission and supervision of the Judge.
4. **Gate/Leash Steward.** Opens, closes, and secures the gate, accepts any leashes handed out of the ring. The gate/

leash steward does not enter the ring during a dog's run.

5. **Blind Steward.** Oversees the blind and sends teams from the blind to the gate. The Blind Steward helps prevent outside interference once the blind is full, and ensures competitors in the blind are complying with blind rules (see [“Blinded Staging Area” on page 11 of the Competitor Rulebook](#)) The Blind Steward reports any disruptive dogs to the Trial Chair and/or Judge for possible removal. The Blind Steward may freely communicate with competitors in the blind.
  - a) The Blind Steward is not responsible for rounding up tardy handlers nor do they hold the blind open indefinitely for tardy handlers.
6. **Scribe.** Checks to make sure the correct dog is matched with the correct paper scoresheet as dogs enter the ring. Informs the Judge when last dog of each blind enters the ring. Records information on the score sheet as the Judge calls/signals the completion of individual elements by the team, checking off Tunnel, Climb, Rat (1, 2, etc.). The Scribe:
  - a) Only marks what the Judge calls and never makes pre-emptive marks on the sheet (e.g., the scribe does not mark the tunnel complete until the Judge calls tunnel).
  - b) Records or checks time as shown by the Judge's stopwatch in 100ths of a second (e.g. 23.39). The Judge circles pass or fail and initials/stamps the sheet.
  - c) Does not do data-entry (officially enter scores into software).
  - d) Does not coach/prompt the judge or speak directly to the handler other than confirming it is the correct dog.
7. **Sheet Runner.** Takes score sheet(s) from the Scribe to the Trial Secretary to be recorded.

### SECTION 3. Rat Wranglers and Chief Rat Wranglers

1. **Chief Rat Wrangler.** The CRW is in charge of rat care and the rat safe areas and coordinates all other Rat Wranglers through the Trial. CRWs must be at least 16 years old and able to make knowledgeable decisions on when rats should be rested and traded out, consulting with the Judge and/or the rat owner as necessary to ensure humane, safe treatment.
2. **Outside Rat Wrangler.** The ORW(s) must be able to move quickly and efficiently to meet the Inside Rat Wrangler at the side of the ring, safely lift rats out of the ring, and transport them to a pre-designated safe holding area. The ORW may also assist in replacing rats between blinds. The ORW must be at least 10 years of age. If the IRW or the competitor hands a tube out to a non-rat wrangler, the ORW should take the rat tube as soon as possible and move it to the safe location.
3. **Inside Rat Wrangler.** The IRW(s) must be physically agile and able to move quickly and efficiently from a stationary position to where the tube(s) are located to remove the tubes as specified in the rules (see [“Safely Handling/Removing the Rat Tubes” on page 16 of the Competitor Rulebook](#)). IRWs work directly with the Judge to place and replace tubes between blinds. While serving as an IRW, they cannot serve in any other task/position except that they may take the leash from the handler to place in the designated spot, and return the leash to the handler at the end of the run. If the handler drops/places the leash on the floor, it stays there to the end of the run. The IRW must be at least 16 years of age. See the [Rat Wrangler Guide](#) under Rules and Resources at [barnhunt.com](#) for specific job descriptions.
  - a) IRWs cannot use cell phone or other communication device in the ring (a cell phone may be in a pocket but must be muted).
  - b) IRWs are not to chat with people outside or inside the ring while a dog is running, other than responding to the Judge or informing the handler of where they are (e.g., “I’m behind you.”).
  - c) The same IRW(s) should be in place for an entire class if possible. If not, they are to stay in place for at least an entire blind. IRWs cannot be traded out for specific dogs, see [“Special Considerations” on page 7 of the Competitor Rulebook](#).

#### RAT WRANGLER STAFFING REQUIREMENTS

Class	Inside RW	Outside RW
Instinct, Novice, Open, Line Drive	1	1+
Senior	1-2	2+
Master, Crazy 8s	2	2

The number of IRWs must stay consistent through the entire class.



## Part 6: Location/Grounds

### SECTION 1. Event Grounds

Barn Hunt Trials and Fun Tests may be held in a modestly sized space, indoors or outdoors, at any suitable facility (a barn is not required). Trial grounds which are part of a place of public accommodation are required to be accessible for people with disabilities. Rings must be situated on a flat, or nearly flat, surface/ground. Rings must be securely enclosed, with the enclosure not larger than the maximum ring size for the class level being held. See [“The Steps” on page 3](#) and [“Building a Lower Level Class in an Upper Level Ring” on page 12](#).

1. Clubs may operate in different locations/venues and are not geographically restrained to a single area. Clubs wishing to hold Events in remote locations away from their local territory must request approval.

## Part 7: Materials/Supplies

### SECTION 1. Straw (preferred) or Hay Bales

1. “Two stringer” wheat straw bales are preferred. If wire is used for bale ties, all ends must be examined and any protrusions bent into the straw. Wire-tied bales must be rechecked during the Event to assure they stay safe. For information on loose straw requirements see [“Ring dimensions and supplies by Class/Level” on page 12](#).
2. Wet and/or moldy straw is not acceptable for use. Straw with black areas is moldy.
3. Straw with straw mites must be discarded. Any small white moths around the straw signals the presence of straw mites.
4. Old, dry, crumbly straw that falls apart easily is not acceptable for use.
5. Craft/decorative bales are not allowed.
6. Excessively loose bales should be deconstructed to provide fluff and not used for solid surfaces for dogs.


### SECTION 2. Start Box and Distance Challenge mats

1. The start box is a 4 x 4 mat, rug, or other solid-piece item. Puzzle matting can be used. Cones, soccer bumps, rubber discs, etc. are not allowed.
2. Distance Challenge mats are described on [page 21 of the Competitor Rulebook](#).

### SECTION 3. Boards and Steps

1. **Boards.** Boards may be a variety of sizes and lengths to adequately cover tunnels and act as supports. Boards on tunnels must overlap each side by a minimum of 6" (30" wide minimum). Boards are constructed of wood or another stiff, sturdy substance, with a sealed, painted, or carpeted non-slip surface. Paints branded as no-slip and without added materials are not an acceptable surface for a board. Each board must support at least 200 pounds in weight without bending/flexing.
  - a) Corners and edges must be rounded.
  - b) Two 4" to 6" long blunt-ended bolts may be drilled through both ends, spaced evenly apart to be used to push through the straw below and anchor the board securely. These bolts must always be anchored in straw and never protrude into empty space such as a tunnel opening. Bolts should be removable.
  - c) Clubs must provide enough boards to cover the entire top of all tunnels on all courses.
  - d) Foam edging is required for all edges of any bridge or board which will protrude over open space. The foam length should extend beyond the open space area to aid in anchoring it. It may also be anchored with tape or zip ties.

### EXAMPLE OF BOARD CORNERS AND EDGES



There is no exact corner or edge specification beyond “rounded. The above illustration is an example.

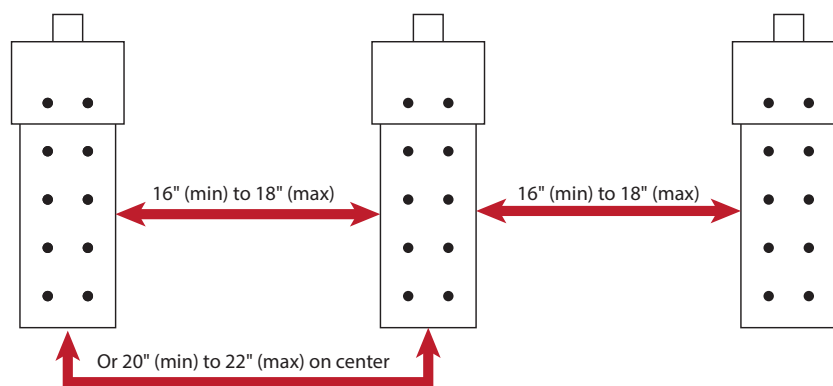
2. **Steps.** Steps can be made from any material that can hold 200 lbs, are approximately 50% of the height of a bale string side up, and 12-18" wide by 18-24" long. Steps must be heavy enough to not tip if a large dog impacts the edge of the step.
  - a) There must be enough steps to provide at least one per course. Judges may use several steps on a course, so three or 4 per course is recommended.

### SECTION 4. Instinct Cradle

For the Barn Hunt Instinct ring, a cradle or mount must be constructed to safely hold rat tubes in place and prevent them from being shoved and knocked around by the dog. The Instinct Cradle must be constructed in such a way that each side of each rat tube is exposed except for the bottom “under” side which would normally be in contact with the ground.

1. Each tube in the Instinct Cradle must be spaced 16" to 18" apart, measured from the inside edges of each tube.
2. The Instinct Cradle can have no sharp edges or be made of any type of hazardous material or constructed in a way which would pose a danger to dogs if the dog nips, grips, or paws at the cradle. **Tubes must be held firmly in place. Bungee/elastic strapping is not sufficient.**

### INSTINCT CRADLE SPACING



### SECTION 5. Tubes

Tubes must be made to **exact** specifications, see **“Rat Tube Construction” on page 25**. All tubes used for a class/level must be painted in the same color scheme **and have the same grate ends** so as to be indistinguishable from each other. All tubes should show the same approximate wear pattern. **Nothing can visually distinguish a rat tube from a litter or clean tube.**

## SECTION 6. Measuring Wickets

The Club must provide a wicket for use by the Judge. The wicket may be an agility wicket, a conformation-ring wicket, or a home made wicket. A raised, level surface such as an agility table is preferred for measurements. In the absence of an agility table, the Club should use a hard, flat, level surface. Dogs are measured at the discretion of the Judge.

## SECTION 7. Gloves and sanitizer

Clubs must provide nitrile gloves for workers/Rat Wranglers. Work gloves for course builders are strongly encouraged. Hand sanitizer must be provided for all attendees.

## SECTION 8. Ribbons

Ribbons are made of cloth ribbon material. They must be imprinted in copper or gold foil with the Club name and the BHA logo along with the placement/award type (such as "First Place," etc.). Most ribbon companies have the Barn Hunt logo on file. If not, contact the Barn Hunt office at [info@barnhunt.com](mailto:info@barnhunt.com). Dates do not have to be imprinted on ribbons.

1. For ribbon color and type details, see ["Ribbons and Placements" on page 24 of the Competitor Rulebook.](#)
2. For details on required information for ribbon stickers, see ["Required Trial Secretary Duties" on page 21.](#)

# Part 8: Blinds and Rings

## SECTION 1. Walls and Fencing

1. **Walls.** Walls are solid, permanent, constructed floor to ceiling barriers of masonry/wood/metal. Canvas materials, tall fencing, or other thin, temporary, flexible, or sound-carrying materials are not walls.
2. **Fencing for ring enclosures.** The secure ring enclosure consists of a combination of wall(s) and/or fencing/gating materials. Fencing/gating must be not less than 4' or more than 5' in height, secured in such a way that a dog cannot readily escape from the bottom or top. Taller fencing can be used for up to three sides but is not considered a wall for course building. The secure ring enclosure must provide some visual as well as physical deterrent for the dog. Any openings or gaps must be less than 3" in height and/or width. The bottom of any gating may not be more than 2" off the floor.
  - a) The preferred fencing/gating material is white plastic lattice enclosed by PVC frames in 4' and 8' sections which can be secured to each other. See ["Lattice Fencing Illustration" on page 26.](#)
  - b) Wire ex-pen gating may be used as a supplementary back up to more open gating such as hog panels or short PVC gates. When used this way, the ex-pen gating must be securely affixed to the more rigid gating material.
  - c) Ex-pen gating can be used alone if it is secured in such a way that the gating cannot flex, fold, or collapse inward or outward. If used as the primary fencing material, a supplementary visual barrier such as a accordion or snow/construction fencing must be placed outside the ex-pen gating to help the dogs see the barrier.
  - d) Plastic "snow"/construction fencing may be used if both securely affixed to well-anchored posts every 4' and also anchored along the base, such as with tent stakes at least every 1', or folded under and anchored with boards or bales in such a way that dogs cannot escape under the fence by pushing on it. Plastic fencing must also have stiffening such as a line or cord across the top edge. Plastic fencing must be of a color and type that dogs will easily see. Plastic fencing can also be used as a filler material in PVC frames. Plastic fencing cannot be used if not secured to a frame or anchored as described. Plastic fencing cannot be fine, transparent material.
  - e) Accordion (dog show) "baby" gates cannot be used as a primary gating material but may be used to add a component of visual deterrence to existing fencing, and can be used to mark off the ring-side barrier if Line Drive is running in a former dead area space.
  - f) Chicken wire or any metal material with sharp ends or edges cannot be used.
  - g) Clubs who are using other gating/fencing materials not described in these rules or are unsure if their current fencing will comply with BHA rules must email photos of their current gating/fencing to [clubdev@barnhunt.com](mailto:clubdev@barnhunt.com). The BHA will review and advise Clubs on gating/fencing.
3. **Fencing/barriers for blinds.** The Blind area must be marked and have a visual barrier/marker on three sides. This barrier must clearly and visibly mark the borders/sides of the blind and act as a deterrent to unauthorized persons inadvertently wandering into the blind space. The blind barrier does not have to be any specific material or height (i.e., if out of sight of the ring, does not have to be full height opaque material)

## SECTION 2. Blinds and Areas Around Blinds

1. In open areas where the blind area and ring are readily visible to each other, the blind must be located such that its nearest side is at least 15' from the ring (20' preferred). Blinds can't be more than 40' from the ring. If a wall is used, the blind may have one side against that wall.

- a) The minimum size for the blind is 10' x 10' or 100 square feet. The preferred size is 10' x 20' or 200 square feet. **Blinds must have seating for all handlers.** There must be at least one 10' x 10' blinded area per ring but blind areas can be combined if there is a central barrier (i.e., one 10' x 20' space with a central barrier can serve two rings). The barrier can consist of fencing, chairs back to back, etc. See **“Maximum Run Values” on page 16** for the number of handlers allowed per blind-size, and how that affects Judging limits.
- b) **Blind dimensions can vary as long as they meet the legal square footage, but dogs must be able to get by each other without undue crowding. Long, narrow blinds are not allowed.**
- c) The Club may place individual dividers in a blind to separate handler/dog teams, but only if those dividers are provided for all dogs and every blind group using that blind during the entire event. **A natural permanent obstacle inside the blind area is not considered a divider.**

**SECTION 3. Ring Enclosures**

- 1. Walls can be no more than three sides of the ring. One side must be fencing/gating for spectators.
- 2. Gates must be wide enough to accommodate a wheelchair.
- 3. If two or more rings will be running **at the same time** in a shared open area, they must be at least 4' apart. If less than 10' apart a visual barrier must be added to block the view of one ring to another. If only one ring will be used at a time, they can be closer than 4' or share a **border/fence.**
- 4. Rings separated by walls do not have to be 4' apart in order to run dogs concurrently, and can each be built against their respective side of that shared wall.
- 5. **Any tarps used for flooring must be of a heavy non-slip material and well anchored.**

**RING DIMENSIONS AND SUPPLIES BY CLASS/LEVEL**

	<b>Instinct*</b>	<b>Novice *</b>	<b>Open*</b>	<b>Senior*</b>	<b>Master</b>	<b>Crazy 8s</b>	<b>Line Drive</b>
<b>Ring Size</b>	Min 15' x 20' Max 20' x 24' (300-480 sf)	Min 20' x 20' Max 20' x 24'* (400-480 sf)		Min 20' x 24' Max 24' x 32' (480-768 sf)	Min 24' x 24' Max 24' x 32' (576-768 sf)		Min 4' x 20'
<b>Minimum No. Bales for course design/building</b>	10 or 12 (see <a href="#">page 23 of the Judge Rulebook</a> )	20-30	25-40	35-55	Min 55	Min 40	7 or 11
<b>Minimum No. Bales for fluff/replacements*</b>	<b>8 bales per ring and day for rings holding lower level classes. 10 bales per ring and day for Master/Crazy 8s.</b>						
<b>Number of tubes.</b>	3	3	5	8	12	12	9

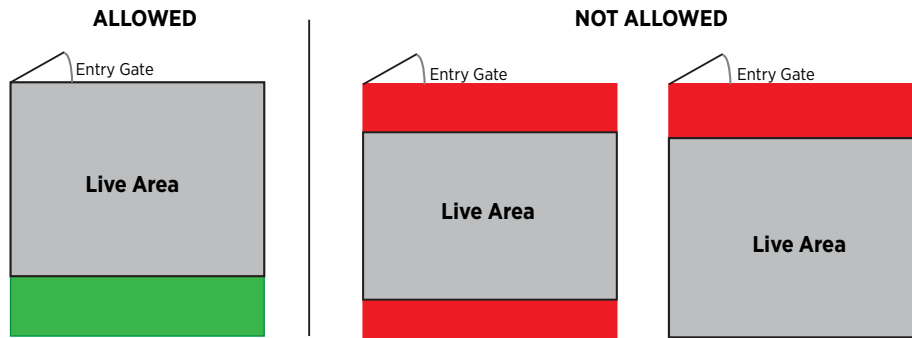
*\*Instinct/Novice/Open courses can be built inside a Master/Crazy 8s sized ring, see below.  
Clubs using only 3-stringer bales may reduce bale numbers by 10% and must use the larger Senior ring size.  
Details on course building can be found in **“Course Design” on page 12 of the Judge Rulebook.***

**SECTION 4. Building a Lower Level Class in an Upper Level Ring**

If the Club will be using a Senior/Master/Crazy 8s ring for Instinct, Novice, or Open:

- 1. The course must be at one end.
- 2. The edges of the live search area must be clearly visible. Bales, tape, or a combination can be used. Areas less than a bale length wide do not necessarily have to be marked if the overall border line is easy to see.
- 3. **If using bales to designate the border, at least one opening must be left for handler access.**
- 4. There can be no fluff at all in the open/dead area, it must be swept clean.
- 5. **Extra bales are not allowed in the dead area.**
- 6. The **entry gate** must enter directly into the live area of the ring. **An exit gate may be in the dead area.**

### ALLOWED AND DISALLOWED COURSE CONFIGURATIONS WHEN BUILDING IN A LARGER RING

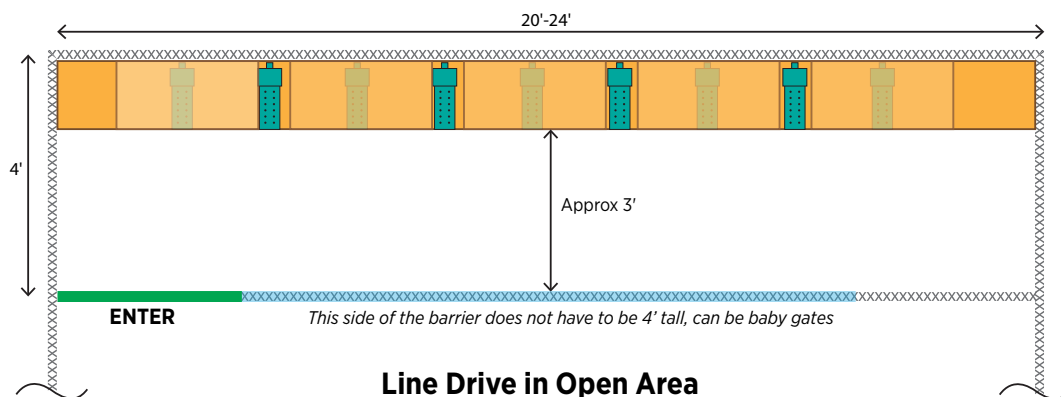


### SECTION 5. Line Drive Class Configurations

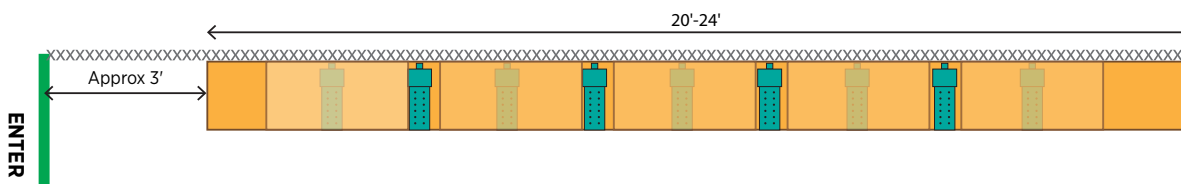
For general information about Line Drive, see [“Line Drive Class” on page 22 of the Competitor Rulebook](#). Line Drive cannot be set in a ring that has other bales/structures within 10' of the Line drive area. Clubs can set Line Drive in an empty ring or the dead area of a ring (if there is one), but the setup cannot be there while regular classes are running and if setting up in a regular sized ring, all other bales must be removed and the start line is 3' from the bales.

#### LINE DRIVE SETUP OPTIONS

##### Line Drive in Dead Space of a Large Regular Ring



##### Line Drive in Open Area



Line Drive can be built in any enclosure free of straw, with either of the legal configurations (only one option is shown on these illustrations).

## Part 9: Rat Care, Accommodations, and Safety

Rat care and safety is critical to the success of Barn Hunt. Barn Hunt Clubs are expected to adhere by Barn Hunt rules and stipulations on rat care at all times, both during and outside of Trial/Event hours. Clubs found to abuse rats will face sanctions up to and including expulsion as a Barn Hunt Club, regardless of whether the abuse happened during a Licensed BHA Event.

1. Domestic rats are the only acceptable animal for use in Barn Hunt. Dwarf rats and hairless rats are not to be used.
  - a) In municipalities where rats are illegal, gerbils may be used, but only with permission of the Barn Hunt Office.
2. All rats must be weaned and at least 5" from tip of nose to root of tail.
3. Feeder rats cannot be purchased just before the Event and put into tubes with no training or acclimation.
4. Rats with tumors or injuries cannot be used.

5. Rats must be able to comfortably turn around in the tube.
6. Rats are never to be lifted or dangled solely by their tails.

## SECTION 1. Safe Rat Areas

All rats must be secured in Rat Tubes or safely and comfortably caged in a quiet location away from the dogs at all times. At no time can rats be loose anywhere on Trial grounds during Trial hours except when transferring rats **into or out of a tube in their safe enclosure**.

1. **Main Safe Resting Area.** The safe resting enclosure must be away from the rings and dog and human traffic with a physical **and visible** barrier to prevent casual access.
  - a) Only authorized personnel are allowed in the safe enclosure.
  - b) Dogs are not allowed to approach or pass by within 10' of the safe enclosure. Clubs may set a distance of larger than 10'. The 10' distance rule may be waived if rats are in a completely different, enclosed room with a door and masonry/permanent full height walls. The safe enclosure may not share canvas/fabric/temporary or partial wall with any ring.
  - c) The rat resting area cages must be clean with good bedding and all rats must have access to food and water. Ventilation/air conditioning/heat must be available as needed to ensure comfort of the rats.
2. **Temporary holding area/bin for rat tubes.** An area must be designated to place a bin or other safe structure, to be used by the outside Rat Wrangler to temporarily place tubes removed from the ring while the competitor is working, and for extra tubes needed for Master. This area is **approximately 10'** from the ring for Novice and Open, and **approximately 5'**, for Senior, Master, Line Drive, and Crazy 8s. The temporary holding area cannot be more than 15' from the ring. For Master this area must have a way to conceal the number of tubes from spectators, blinds and competitors entering the ring. In hot weather, the bin must be adequately cooled and ventilated. If Line Drive is being held against a fence/partial wall, the rat holding area must be centered behind the fence line.

## SECTION 2. Duration and Type of Work

1. Rats cannot be worked continuously through an entire day. They must be traded out as necessary to their safe enclosure for breaks and water. The timing of when rats are traded out depends on weather, conditions, and circumstances of how the rat tube is worked.
2. The minimum rest period for each rat is 30 minutes in a cage where they have access to water and food. Rats cannot be left in rat tubes when being rested.
3. Clubs/organizations must ensure an adequate number of rats on site for all rats to be able to be rested and not overworked. In a single ring trial with Master and Crazy 8s, that would mean a minimum of 15 to 20 rats, more if more than one ring or in hot conditions.
4. In the case of any rat suffering damage, injury, or death at a Barn Hunt Event, the circumstances and details of the incident must be reported in writing on the Trial Summary Report **and emailed to [info@barnhunt.com](mailto:info@barnhunt.com)**.

## Part 10: Rat and Litter Tube Setups

### SECTION 1. Preparing the Litter Tubes

Each litter tube will contain 1 cup of used, scented rat bedding/litter. The litter must be the same composition/material as that used in the live rat tubes. At least two rats must have been housed on the bedding to be used in the litter tubes for a minimum of eight (8) hours immediately prior to the Event. The litter the rats are housed on must be no more than 2" deep. The maximum size of the housing area for the used litter is 1 sq ft per rat. (e.g., two rats would be housed in an area not greater than two square feet). Used litter from multiple rats housed as specified above may be collected up to three days prior to the Event and used for up to 50% of the total litter used for litter tubes. The litter must have easily-discernible-to-the-human-nose rat scent. The litter must be loose in the tube, not enclosed in any type of packaging. Litter quantities must be checked occasionally through the day and more added as necessary to keep the amount at 1 cup.

### SECTION 2. Preparing the Live Rat Tubes

Each live rat tube will contain one rat (or one gerbil in areas where rats are illegal) and 1 cup of litter of the same type that is used in the litter tubes. That litter may be fresh or gathered directly from the cage where the rats are resting. The rat's bedding must be checked and replaced and/or replenished as necessary through the day to ensure the rat stays dry and clean.

## Part 11: Hiring Judges

### SECTION 1. Contracts and Placeholder Judges

1. All Clubs **must** have a signed contractual agreement in writing for any and all Judges of Record (60 days prior to the Event) and Relief/Back Up Judges (as soon as possible). A document sent via email attachment is acceptable. This contract details the judging assignment and classes, pay rates, deadlines, and cancellation and emergency clauses.
2. Some clubs reserve dates years in advance. Placeholder judges can be used for those events, but only with the express written permission of the judge who will be used as a placeholder **and must be replaced with the final JOR at least 60 days prior to the Event.**

### SECTION 2. Judge Assignments

Judges can be used in various roles in an event. See the Online TSR Guide at [barnhunt.com/clubforms.html](http://barnhunt.com/clubforms.html) and the **“Results Spreadsheet Submission Guide” on page 24** for information about how to assign Judges correctly in Trial paperwork.

1. **Splitting Rings/Assignments.** At large Events, a single course may be split between two or more rings, judged by two or more Judges of Record.
  - a) The Primary Judge of Record for the class level designs the course which is set up in separate rings. Both/all Judges check the course build and ensure each course is identical.
  - b) Competitors are sorted into blinds for each ring by the Club and cannot choose which ring to enter.
2. **Load Balancing.** JORs can be used for load balancing (i.e., one Judge has more entries than another, needs a lunch break, or finishes earlier. A JOR being used for load balancing cannot leave an active ring idle in order to step into another judge’s ring except in extraordinary circumstances or an emergency.
3. **Relief /Back Up Judging.** Clubs may hire a Relief/Back Up Judge. The RBJ to be listed in the Premium or announced as soon as possible and must added to the Event Application. RBJs are not used by competitors as a seonc required Master Judge. (see **“Relief/Back Up Judges” on page 6 of the Judge Rulebook** for a full description.
4. **Line Drive Judges.** See **“Line Drive Class” on page 22 of the Competitor Rulebook.**

### SECTION 3. B-Judges

Clubs are encouraged to hire B-Judges for their first assignments. The B-Judge must get approval to accept the assignment. If a Judge Mentor is sent, that Judge Mentor is paid by the Barn Hunt office. A complete description of the duties and restrictions on B-Judges is in **“B-Judge Status” on page 5 of the Judge Rulebook.** When hiring a B-Judge:

1. A mentor will not be sent if the assignment will not meet the minimum judging numbers required, the Club is in a remote location which would incur significant mentor expense, and/or if a mentor is not available.
2. New Clubs cannot hire a B-Judge for their first event.

### JUDGE ASSIGNMENTS AND PAPERWORK

	A-Judge JOR	B-Judge JOR	Relief/Back Up Judge	Judge Mentor	Non-licensed LD Judge	Non-licensed Emergency Judge
Listed in Premium	●	●	Optional	■	Optional	■
Listed & Assigned Classes in Event Wizard	●	●	●**	■	● BHAJ-999A	● BHAJ-000A
Designs Courses	●	●	■	■	■	■
Can Load Balance	●	●	●	● When B-Judge idle	■	●
Can RBJ at the Event	On courses they did not design/ judge	On courses they did not design/ judge	●	● When B-Judge idle	■	●
Listed on Excel Results	●	●	■	■	● "Line Drive Judge"	● "Emergency Judge"

	A-Judge JOR	B-Judge JOR	Relief/Back Up Judge	Judge Mentor	Non-licensed LD Judge	Non-licensed Emergency Judge
Runs recorded on Online TSR	●	●	●	■	●	●
Can Show Dogs	● 4 runs/day	● 2 runs/day, Sub. Handler	● Max set by Club	● See <b>Judge Rulebook page 6</b>	●	● 2 runs/day, Sub. Handler

**\*\*If TC/TS is acting as RBJ for Judge dogs, they are not listed or assigned classes in Event Wizard application, but are listed as the Judge (for Judge dog runs only) on the Excel Results.**

Also see **“Relief/Back Up Judges” on page 6 and “Substitute Handlers” on page 7 of the Judge Rulebook, “Line Drive Class” on page 22 of the Competitor Rulebook, and “Judge Cancellations” on page 23.**

## Part 12: Total Entries Allowed per Judge

### SECTION 1. Maximum Run Values

All Barn Hunt Judges and Clubs are assigned a Maximum Run Value per day. The highest possible run value is 260. The MRV value is based on Judge ability/experience, number of rings, and blind sizes. The MRV is calculated per Judge of Record plus Ring. A Club with two rings cannot double the MRV of a single judge. Judge dogs are counted as part of that Judge's MRV. A Relief/Back Up Judge does not increase the overall allowed MRV.

- 1. Clubs may set a Judge/Ring MRV of 260 if all the following apply:**
  - a) They are a Club in good standing and have not been requested to lower MRV.
  - b) They are using an A-Judge.
  - c) Blinds are 10 x 20 (200 sq ft).
  - d) Six competitors are loaded per blind for Instinct, Novice, Open and Line Drive; 5 for Senior/Crazy 8s; 4 or 5 for Master.
- 2. Judge/Ring MRV will drop to 240 if all criteria are as above but:**
  - a) Blinds are 10 x 15 (150 sq ft) with 5 competitors per blind (a minimum of 4 in Master).
- 3. Judge/Ring MRV will drop to 220 or below if any of the following apply:**
  - a) The Club is new.
  - b) The Club is using a B-Judge.
  - c) The BHA has otherwise assigned a lower number for cause.
  - d) The Event is in conjunction with another Event.
  - e) The Club only has 10 x 10 (100 sq ft) blinds. The maximum number of competitors per 10 x 10 blind is 4.

### SECTION 2. Multipliers

Each Class Level is assigned a multiplier to be used when calculating a Judge's total entry and when that Judge is full.

#### CLASS LEVEL MULTIPLIERS

Instinct & Line Drive	Novice	Open	Senior & Crazy 8s	Master
1	1.5	2	2.5	3

*Dogs entered in Class x Class Multiplier = Run Value*

#### SAMPLE CALCULATION OF A FULL SCHEDULE FOR A JUDGE WITH A 260 MRV

Class Entries (multipliers)							Totals	
Inst (1)	Nov (1.5)	Open (2)	Sen (2.5)	Mast (3)	Cz8s (2.5)	LD	Entries	Run Value
5 (5)	20 (30)	20 (40)	10 (25)	30 (90)	20 (50)	20 (20)	125	260



**SECTION 3. Line Drive MRVs**

1. If Line Drive is held in a ring also being used for other classes, and/or if it is being judged by a JOR, the MRV for Line Drive counts toward the daily MRV for that Judge/Ring.
2. If Line Drive is being held in a different area, and is being Judged by a qualified non-licensed Judge, the Line Drive MRV is 150.

**SECTION 4. Over scheduling**

Judges and Clubs cannot take entries over their Maximum Run Value limit. It is recommended that initial entries be taken to 90% of MRV to allow for move-ups. Club Maximum Run Values take precedence over Judge Maximum Run Values. Move Ups may alter a Judge's MRV. Use Load Balancing to ensure the Judges does not go over their MRV.

**Part 13: Required Information for Judges**

The following information must be communicated/provided to the Judge(s) of Record prior to all Fun Tests and Trials so accurate and safe courses can be designed. Photos and videos are especially helpful.

**SECTION 1. At Least 60 Days Ahea**

1. General description of the Event grounds (indoors, outdoors, or a combination and whether there will be shade, heat, air conditioning, etc.).
2. Ring information:
  - a) Detailed diagrams/descriptions via drawings, video, photos, etc.
  - b) Dimensions
  - c) Footing/flooring composition
  - d) Fencing/wall type, height, gate locations
  - e) Any hazards or other features like pillars, footings, protuberances, windows, electrical outlets, ledges
3. Number, type, and dimensions of steps and boards.
4. Blind locations and distances in relation to the ring.
5. Measurement and number of bales to be used in each course level within the range of the course specifications. If used from several lots, number of bales of each size to the best of the Club's knowledge and ability understanding that perfect measurement is sometimes impossible.

**SECTION 2. At Least 30 Days Ahead**

1. **Class order set and sent to Judges.**
2. Insurance obtained and uploaded to Secretary Functions.

**SECTION 3. At Least 10 Days Ahead**

This information must be sent within 48 hours of the close of pre-entries.

1. Number of pre-entries received for each Class
2. Maximum Run Value points accrued for each judge (see [“Total Entries Allowed per Judge” on page 16](#))
3. If applicable, a reminder that the Club is allowing Late/DOS entries.
4. Current Load Balancing/Relief judging plans if any.

**Part 14: Applying for an Event****SECTION 1. Distance Between Events**

No Barn Hunt Licensed Trial or Fun Test can be held by two different Clubs on the same date at venue locations within 200 miles using Google Maps driving route measurements, without the express mutual written permission of both Clubs. Annual weekends are not reserved.

1. **Proximity codes.** Clubs within 200 miles may share their dates. The Club who reserved the dates first makes the final decision on whether to share and can provide a proximity code to the club wanting to share the date. See the [“Event Application/Editing Guide” on page 18](#) for the proximity code location.

## SECTION 2. Completing the Online Event Application

To apply for an Event, log in to the Register, click on Secretary Functions, then on Add Event.

### EVENT APPLICATION/EDITING GUIDE

Event Wizard

Status: Planning

Club Info: Club Name: Barn Hunt Association LLC [Edit]  
 Mailing Address 1: 632 North 12th St Ste 234  
 Mailing Address 2:  
 City/State/Zip: MURRAY KY 42071  
 Website: http://www.barnhunt.com Timezone: Central

Venue: Name: Test Venue [Edit]  
 Location:  
 Physical Address 1: 111 Main St  
 Physical Address 2:  
 City/State/Zip: Murray KY 42071  
 Website: bhstest.com  
 Indoors: Heated Cooled Other Surface

Event: Event Type: Trial  This is our first licensed trial.  
 Starts/Opens Ends/Closes  
 Event Dates: 05/31/2025 06/01/2025  
 Registration: 04/15/2025 05/20/2025  
 Create Mail-In Entry enabled: 7 Days Prior  
 Link to premium: NO OUTSIDE LINKS ALLOWED, UPLOAD PREMIUM.  
 Trials: 4

Trial 1	Trial 2	Trial 3	Trial 4
Date: 05/31/2025	Date: 05/31/2025	Date: 06/01/2025	Date: 06/01/2025
Starts	Starts	Starts	Starts
Ends	Ends	Ends	Ends
Rat Instinct: <input type="checkbox"/> Instinct	Rat Instinct: <input checked="" type="checkbox"/> Instinct	Rat Instinct: <input checked="" type="checkbox"/> Instinct	Rat Instinct: <input type="checkbox"/> Instinct
Barn Hunt: <input type="checkbox"/> Novice	Barn Hunt: <input checked="" type="checkbox"/> Novice	Barn Hunt: <input checked="" type="checkbox"/> Novice	Barn Hunt: <input type="checkbox"/> Novice
<input checked="" type="checkbox"/> Open	<input checked="" type="checkbox"/> Open	<input checked="" type="checkbox"/> Open	<input checked="" type="checkbox"/> Open
<input checked="" type="checkbox"/> Senior	<input checked="" type="checkbox"/> Senior	<input checked="" type="checkbox"/> Senior	<input checked="" type="checkbox"/> Senior
<input checked="" type="checkbox"/> Master	<input checked="" type="checkbox"/> Master	<input checked="" type="checkbox"/> Master	<input checked="" type="checkbox"/> Master
<input checked="" type="checkbox"/> Crazy 8s	<input checked="" type="checkbox"/> Crazy 8s	<input checked="" type="checkbox"/> Crazy 8s	<input checked="" type="checkbox"/> Crazy 8s
<input checked="" type="checkbox"/> Line Drive	<input checked="" type="checkbox"/> Line Drive	<input checked="" type="checkbox"/> Line Drive	<input checked="" type="checkbox"/> Line Drive

Clubs may be allowed to limit classes offered at a Licensed Trial to Instinct, Novice and Open only (special permission from the BHA LLC required). Clubs offering any upper level classes (Senior, Master) must offer all upper level classes.

Fees by Level  Late Entry Allowed  Day of Show Allowed

Entry Fees:	Instinct \$	Novice \$	Open \$	Senior \$	Master \$	Crazy8s \$	Line Drive \$
Entry Fees:	15.00	20.00	25.00	25.00	30.00	25.00	15.00
Late Entry Fees:	20.00	25.00	30.00	30.00	35.00	30.00	20.00
Day of Show Fees:	20.00	25.00	30.00	30.00	35.00	30.00	20.00

Checks Payable To: Barn Hunt Assoc LLC  
 Mailing Address: 632 North 12 St Murray KY 42071

Trial Chair: Robin Nuttall info@barnhunt.com  
 Trial Secretary: Robin Nuttall info@barnhunt.com

Judges: Note: Specific judges are required when submitting. Trials require licensed judges. Enter first and last name for Fun Tests. RBJ is a Judge of Record hired only for Relief judging. Do not add Back-up Judges to this form.

Judge #	RBJ	First Name	Last Name	Email	Phone
<input type="checkbox"/> BHAJ-001A	<input type="checkbox"/>	Jennifer	Riess	dellhaven@msn.com	
<input type="checkbox"/> BHAJ-043A	<input type="checkbox"/>	Mark	Shaw	mmshaw@gmail.com	
<input checked="" type="checkbox"/> BHAJ-021A	<input checked="" type="checkbox"/>	Virginia	Huxley	vhhicloud@cloud.com	
<input type="checkbox"/> BHAJ-999A	<input type="checkbox"/>	Line Drive	Judge	linedrive@barnhunt.com	

# Rings: 2

Assign specific judges to specific trials/classes. Judges must be assigned to classes even if it is a single judge.

Trial	Judge	Instinct	Novice	Open	Senior	Master	Crazy8s	Line Drive
Trial 1 Sat, 05/31	Jennifer Riess	<input checked="" type="checkbox"/>	<input checked="" type="checkbox"/>	<input type="checkbox"/>	<input type="checkbox"/>	<input type="checkbox"/>	<input type="checkbox"/>	<input type="checkbox"/>
	Mark Shaw	<input type="checkbox"/>	<input type="checkbox"/>	<input type="checkbox"/>	<input type="checkbox"/>	<input type="checkbox"/>	<input type="checkbox"/>	<input type="checkbox"/>
	Line Drive Judge	<input type="checkbox"/>	<input type="checkbox"/>	<input type="checkbox"/>	<input type="checkbox"/>	<input type="checkbox"/>	<input type="checkbox"/>	<input checked="" type="checkbox"/>
Trial 2 Sat, 05/31	Jennifer Riess	<input type="checkbox"/>	<input checked="" type="checkbox"/>	<input checked="" type="checkbox"/>	<input type="checkbox"/>	<input type="checkbox"/>	<input type="checkbox"/>	<input type="checkbox"/>
	Mark Shaw	<input type="checkbox"/>	<input type="checkbox"/>	<input checked="" type="checkbox"/>	<input checked="" type="checkbox"/>	<input type="checkbox"/>	<input type="checkbox"/>	<input type="checkbox"/>
	Line Drive Judge	<input type="checkbox"/>	<input type="checkbox"/>	<input type="checkbox"/>	<input type="checkbox"/>	<input type="checkbox"/>	<input type="checkbox"/>	<input checked="" type="checkbox"/>
Trial 3 Sun, 06/01	Jennifer Riess	<input type="checkbox"/>	<input type="checkbox"/>	<input type="checkbox"/>	<input checked="" type="checkbox"/>	<input checked="" type="checkbox"/>	<input type="checkbox"/>	<input type="checkbox"/>
	Mark Shaw	<input type="checkbox"/>	<input type="checkbox"/>	<input type="checkbox"/>	<input checked="" type="checkbox"/>	<input checked="" type="checkbox"/>	<input type="checkbox"/>	<input type="checkbox"/>
	Line Drive Judge	<input type="checkbox"/>	<input type="checkbox"/>	<input type="checkbox"/>	<input type="checkbox"/>	<input type="checkbox"/>	<input type="checkbox"/>	<input checked="" type="checkbox"/>
Trial 4 Sun, 06/01	Jennifer Riess	<input type="checkbox"/>	<input type="checkbox"/>	<input type="checkbox"/>	<input type="checkbox"/>	<input type="checkbox"/>	<input checked="" type="checkbox"/>	<input type="checkbox"/>
	Mark Shaw	<input type="checkbox"/>	<input type="checkbox"/>	<input type="checkbox"/>	<input type="checkbox"/>	<input type="checkbox"/>	<input checked="" type="checkbox"/>	<input type="checkbox"/>
	Line Drive Judge	<input type="checkbox"/>	<input type="checkbox"/>	<input type="checkbox"/>	<input type="checkbox"/>	<input type="checkbox"/>	<input checked="" type="checkbox"/>	<input type="checkbox"/>

Conjunction Is this [Trial or Fun Test] event being held in conjunction with another public event (such as a different organization's dog show, a fair, an exposition, etc.)?  
 No

Explain the event, in Detail, including venue/organization, location of Barn Hunt event relative to the other organization event, how your club will handle PR and conflicts for the events, etc.

Information here for the BHA, not published publicly, such as info on who you are in conjunction with, etc.

Remarks: Information here will be published on the listing, so put any info here you would like shared with competitors about the show site or other pertinent info.

Submit for Approval Save Delete

You must pick a venue/location. You will also find your Proximity Code here after the Event is approved.

---

Check this box if this is your first Trial or Fun Test.

---

**Your closing date must be at least 10 days prior to the first date of the event even if you take late/DOS entries.**

---

Upload your Premium using Event Uploads under Secretary Functions (required). Outside links are not allowed.

---

In addition to marking classes, you can add Start and End times here. You can also add a trial later by clicking Add Trial.

---

Be sure to mark if you are accepting late and/or day of show entries. You must put a number in each fee box, or the entry will show as free (\$0) in the Create Mail In Entry form.

---

Be sure your judges always show in your top rows. Do not have blank rows on top of a judge's name, or they will not show up on your event listing or in the Create Mail In Entry. If your judge is for Relief/Back Up Judging Only, click the RBJ box. For non-licensed Emergency Judges use BHAJ-000A. For non-licensed Line Drive Judges use BHAJ-999A.

---

Input the Number of Rings you will have here.

---

You must assign your judges to classes even if you only have one Judge. Note on this example that because Virginia Huxley was designated an RBJ above, she does not appear in this drop down.

---

Fill out this area if your event is in conjunction with another Event or you have other notes. These notes will be only seen by the Barn Hunt office, not competitors.

---

The Remarks box is where you may share information with your competitors, information here will show on your Event Listing.

---

Save if you are not ready to submit. Submit for Approval takes you to a payment window.

© Barn Hunt Association, LLC® (Barn Hunt®, Barn Hunt Association®) 2025. All rights protected.

Club Rules: 18

## SECTION 3. Loading Insurance Documents

There are two different ways to load insurance, depending on the type:

1. **Single Event insurance.** If only insuring one Event, upload the insurance document by logging in to Secretary Functions, clicking on **Event Uploads**, choosing the Event date, and clicking Insurance on the drop down.
2. **Insurance over a span of time.** Some clubs get a single policy to cover all Events over a span of time, usually a year. To upload that document, log in to Secretary Functions, then click on the **Insurance** link. You will be able to upload your document and choose a span of time.

## Part 15: Event Changes/Resubmissions

Sometimes there will be changes to an Event after it has been approved. Changes can be made via the Event Wizard. It may be a judge change or a change in type of entry, location, etc. Some changes, such as date changes, can only be done by the BHA office. Some, such as judge changes, adding a trial, etc. can be done by an Admin. Changing an Event may put it back into Planning mode, and it will disappear from the Event Calendar and no longer be an official Event. The Barn Hunt office is not tagged when an Event is in Planning, so there will be no reminders to resubmit the application.

**When any change is made, be sure to immediately resubmit the Event for approval if indicated. Saving the Event does not automatically resubmit it.**

## Part 16: Preparing the Event Premium

All Fun Tests and Licensed Trials must have a Premium and an entry form. Clubs may use online entry systems, but the Premium must still be published. See the Event Premium Checklist at [barnhunt.com/resources/premium\\_checklist.pdf](https://barnhunt.com/resources/premium_checklist.pdf).

1. The Premium must be available as a pdf and/or Word document.
2. The Premium must match the Event Application listed on the Register (i.e., same location, classes and class assignments, fees, and judges).
  - Any change in location, fees, classes, class assignments, or judges must be approved by the BHA, listed in both the online Event listing and the Premium, and announced to all competitors.

## Part 17: Entries and Confirmations

For information on late and day of show entries, wait lists, and random draws see [“Entering Events” on page 5 of the Competitor Rulebook.](#)

### SECTION 1. Entry Types

Clubs must accept electronic/emailed entries for their Events with the type to be determined by the Club. Clubs may choose electronic entry only, or a mix of mailed/printed and electronic.

1. Accepted entry types and instructions must be clearly outlined in the Premium.

### SECTION 2. Complimentary entries

Clubs may choose to offer complimentary entries to certain trial workers (Secretary, Judge, etc.) It is totally at the discretion of the club whether to offer comped entries.

1. If offered, those entries must be treated like any other entry. The regular Barn Hunt per-run fee applies. The club must keep a record of comped entries.
2. B-Judges may not accept comped entries as part of their judging fee.

### SECTION 3. Handling Invalid Entries

An invalid entry is one which cannot be entered into the trial due to owner issue/error. In the case of any invalid entry, the Secretary must set that entry aside. They may either mail that entry back to the competitor marked “invalid entry,” and cite the reason, or they may contact the competitor by email. **A spot or place in the trial cannot be held for any invalid entry.** If the issue is corrected in a manner acceptable to the Secretary and Club prior to the show date, and if there is still room in the Trial, that competitor may be allowed to enter the Trial, but only after all valid entries after the original entry was received. The following constitute invalid entries:

1. **Unpaid electronic entry.** No electronic entry is valid until paid.
2. **Returned check.** If accepting checks, be sure to leave yourself enough time after the closing date to submit all checks from pre-entries to the bank so all have cleared prior to the trial. It is strongly recommended that clubs do

not take checks for Day of Show entries. All scores earned via an unpaid returned check will be voided.

3. **Unsigned or illegible entry form.**
4. **Invalid or incomplete Barn Hunt number.** It is not acceptable for entrants to leave that section blank or write "pending."
5. **Entry received before Opening date or after Closing date.** Entries received before the Opening date must be returned. Clubs may only accept entries after the Closing date if they have chosen to allow Late Entries.
6. **Conditional entry.** An example of a conditional entry is one in which the competitor states that the check cannot be cashed until a certain date.

#### SECTION 4. Processing Withdrawals and Refunds

1. Competitors who withdraw any or all entries from a Fun Test, Trial or Trials prior to the pre-entry closing date must receive a refund of all entry fees, minus any non-refundable credit card/PayPal transaction fees if applicable. "Courtesy fees" cannot be assessed for entry fees withdrawn prior to closing.
2. Competitors who withdraw any or all entries from a Fun Test, Trial or Trials after the pre-entry closing date receive a refund if the Club has a Wait List or is accepting Late and/or Day of Show entries and a new entry replaces the withdrawn entry.
  - a) If a person withdraws after closing and no one is on a Wait List to fill their spot or the Club does not offer an After Closing Wait List, their entry is not eligible for refund unless their withdrawal is covered by the published refund policy of the Club.
3. Clubs cannot collect two entry fees for the same run or runs (e.g., refuse to refund a withdrawn entry, but also accept a replacement entry for the same slot).
  - a) Competitors may not "trade" their run with another specific competitor (e.g., "I can't make the Master class today, I want to trade my run to Susie who didn't get in."). The Club makes those determinations based on any competitors who are already on the Wait List.

#### SECTION 5. Confirmations

1. **Immediate email confirmations.** Immediate confirmations with the dog name(s), BH Numbers, and classes entered must be sent as soon as entries are received and processed. This gives participants time to review their entry information and plan for the trial.
2. **Final confirmations.** A final confirmation must be sent within 48 hours of the pre-entry closing date. The final confirmation must include the dog name(s), BH Numbers, Classes entered, Class order, and any other information pertinent to the Event.

### Part 18: Class Scheduling/Moves

#### SECTION 1. Class Scheduling

Clubs can generally schedule classes in a way that best fits their ring layouts, Judge assignments, and move-up policies. Class order must be final within 30 days of the Event, sent to the Judge(s), listed in the final confirmation, and may not be changed on the day of the Event, except in the case of an emergency.

1. **Instinct Class.** Instinct must be offered once per day on Event days running Novice classes, but is not required to be offered twice at Events with two Trials per day. Instinct must be staggered with Novice such that exhibitors can run their dogs first in Instinct, then Novice, and run in each class without conflict.
2. **Move-ups/Downs/Lateral Moves.** If running two Trials per day and allowing Trial to Trial move-ups/downs/lateral moves, all moves must be accommodated. Clubs do not have to wait for Trial 1 of a Level to finish before starting Trial 2 of a higher level, but must accommodate the T1 moves before the end of the T2 Class.

#### SECTION 1. Class Move Policy

Clubs may choose to offer any combination of move-ups/downs/lateral moves for those teams who complete a title during their Event. Moves can be from Trial to Trial, day to day, or no moves allowed. There are no moves needed for Crazy 8s, Line Drive, or Instinct.

### Part 19: Building Courses Prior to the Event

Judges may elect to send course maps to the Club up to 48 hours before the event. Any time after noon of the day before the event, the first courses can be partially or wholly built.

1. **If the Judge is not present.** The Instinct course (if using a dedicated Instinct ring), the Line Drive course, and bottom layer of all other courses may be built without the Judge of Record being present.
2. **If the Judge is present.** If the Judge of Record who created the course is present to measure the tunnel width and length and adjust as necessary, courses may be completely built.
  - a) The gates of all completely pre-built courses must be secured and marked with signage. Any person caught on the course after course building is done and prior to the course being used will be Disqualified from the Event. A Misconduct hearing will be held with the results sent to the Barn Hunt Office.

## Part 20: During the Event

### SECTION 1. Trial Hours and Judge Dogs

Club members must be on site at least 1 hour prior to trial start. If Judge and worker Dogs are being accommodated prior to the official start, club members may need to be on site earlier. The expectation is that if the published start of the trial is at 8:00 am, the first competitor is walking into the ring at 8:00 am. If running Judge dogs first, use your final confirmation to inform competitors of the approximate start time of the first competitor blind.

### SECTION 2. The General Briefing

All Clubs must hold a General Briefing at the start of the day. This briefing is held by the Trial Chair and/or Trial Secretary. This General Briefing includes:

1. Welcome to new competitors and directing them to those who can answer questions.
2. Introduction of the Judge(s) and the Classes they will judge.
3. The location of each ring and what classes will be held in that ring.
4. Where Barn Hunt Grounds are and, if an in-conjunction event, a reminder that competitors must abide by the rules of each organization when on the grounds of that organization.
5. Where the general dog pottying area is, and where Bitches in Season will be crated and pottied.
6. Where the Rulebooks, course base layer copies, and written Judge Briefings are.
7. Any special ribbon or prize or raffle announcements.
8. Whether any Judge/worker dogs will be judged first.
9. Other information specific to the Event itself.

### SECTION 3. Required Trial Secretary Duties

1. **Have at least one printed copy of Competitor, Club, and Judge Rulebooks available.**
2. **Set the Blind/Run orders.** Note that run orders are fluid. It often works best for the running order to be hand written on a white board. Run orders can also be used for general check in. Handlers cannot change their place in the blind, switch which of their dogs will go into the blind first, or move blinds without approval of the Trial Chair or Secretary, Judge, or other club official acting with permission of the Judge/Chair/Secretary. Once the blinds are determined, handlers **must** stay in their **assigned** blind.
3. **Post the written Judge's briefing and courses.** The judge will bring this briefing and it must be posted in a prominent, easily accessible location.
4. **Print out and post at least one copy of the Rat Wrangler and Spectator Guides** available at [barnhunt.com/clubforms.html](https://barnhunt.com/clubforms.html).
5. **Print scoresheets for the Judge/Scribe.** Scoresheets must match the samples available at [barnhunt.com/clubforms.html](https://barnhunt.com/clubforms.html). They are 4-per-page and **must be cut apart**.
6. **Record start and end times.** Record the time each trial starts each day (first briefing) and the time each trial ends (last ribbons given out). Also record the time each class starts (first person walks into the ring, including any Judge dogs being run first) and ends (last person walks out of the ring in that class).
7. **Record scores.** Record scores and times for each competitor, and produce pass/fail (Instinct and Crazy 8s if offered) and class qualifying/placement sheets (Novice and above, Line Drive). **Results must be posted prominently after awards. Scoresheets cannot be altered or modified in any way other than by the Judge.**
8. **Print ribbon labels/stickers.** Stickers may be affixed to the back of ribbons or provided separately from the ribbon and must include class, dog name, handler name, date, club, run time, placement (if applicable).
9. **Calculate the High in Class Awards.** See **["Ribbons and Placements" on page 24 of the Competitor Rulebook](#)** for more information on ribbons and placements.

### SECTION 4. Blind Balancing

Clubs can balance blind numbers with the permission of the Judge and if doing so does not increase the total number of blinds for that class. For example, if there are 12 dogs entered in Crazy 8s they may run in 3 blinds of 4 dogs each instead of 2 blinds of 5 plus a blind of two. **The total number of blinds is still 3.**

### SECTION 5. Changing the Environment

Environmental changes which would substantially alter the air flow to the ring(s) (turning on or off an overhead fan or a HVAC unit, opening or closing a large door, etc.) should be made between classes when possible.

## Part 21: Results

All Event results uploads and payments are due to Barn Hunt within 7 days of the last date of the Event. Late fees will be assessed at a rate of up to \$50 per week late. If a Club knows it will be late, the Admin can email [info@barnhunt.com](mailto:info@barnhunt.com) and ask for a Grace Date which will be granted in most circumstances.

1. **Results Spreadsheet.** See the **“Results Spreadsheet Submission Guide” on page 24**. Actual spreadsheet samples are also available at [barnhunt.com/clubforms.html](http://barnhunt.com/clubforms.html). This document contains information that is directly applied to the dog’s record and accuracy is critical.
  - Regular and Line Drive classes go in one spreadsheet file. Crazy 8s has its own spreadsheet file. Do not use Excel tabs in a single document to separate classes, all results are listed on the main tab.
  - All runs for each class are assigned to the official Judge of Record for that class even if some dogs were judged by a different judge due to load balancing, etc. (see the special note for Judge dogs and Judge Cancellations below).
  - Use the Results Checker, available under Secretary Functions, to check your results before submitting them. Clubs who submit incorrect results may be subject to fines.
2. **Online Trial Summary Report.** See the Online TSR Guide at [barnhunt.com/clubforms.html](http://barnhunt.com/clubforms.html). Run payments are via the Online TSR
3. **Special note for Judge Dogs.** For each Judge Dog, record the name of the Judge who actually judged the dog.
4. **Email to competitors.** Competitors are to be sent an email with their results. This can be done prior or after completing and submitting the Results spreadsheet.

## Part 22: Deadlines and Fees

All deadlines are hard deadlines. The back-end software that runs the Register does not allow late Event applications.

### DEADLINES

Task	Licensed Trial	Fun Test
<b>Application Submitted</b>		
<b>Premium Uploaded (or by opening date if earlier)</b>		
<b>JOR hired with written, signed contracts</b>	60+ days before	30+ days before
<b>JOR assigned to Classes in Event Wizard</b>		
<b>JOR sent required info (see page 17)</b>		
<b>Competitor Initial confirmations sent</b>	Upon entry receipt	Upon entry receipt
<b>Class order set and sent to Judges</b>	30+ days before	30+ days before
<b>Insurance documents uploaded</b>		
<b>Competitor final confirmations sent</b>	Within 48 hours of closing Date	Within 48 hours of closing date
<b>Preliminary entry numbers sent to Judges</b>		
<b>Emergency changes to Judges, Any RBJs not already listed</b>	Added to Event Wizard prior to end of Event, before completing Online TSR	
<b>Judges Paid</b>		
<b>Results email sent to competitors</b>	Max 7 days after	Max 7 days after
<b>Online TSR, Fees, Results to BHA</b>		

### BARN HUNT FEES

Event Type	U.S.		Canada and UK	
	Apps.	Run fees*	Apps.	Run fees*
Licensed Trial	\$35/Trial	\$2.25 ea.	\$30/Trial	\$2.00 ea.
Fun Test	\$35/Event	none	\$30/Event	none
Clinic	none	none	none	none

\*Run fees are owed for all entries, including Judge dogs, comped entries, and dogs that are absent.

All fees are non-refundable

#### SECTION 1. Fines

Clubs may incur fines for late results and paperwork, late premiums, failure to report misconduct, repeated MRV over-ages, repeated incorrect results due to Club mistakes, failure to load insurance, or other cause as determined by the Barn Hunt office.

### Part 23: Cancellations and Emergencies

#### SECTION 1. Cancellation of Events

Every attempt should be made to hold events as scheduled. In the event of an “Act of God” such as fire, flood, severe weather, etc., an Event may be canceled. The Club must make every attempt to contact entrants and inform them of the cancellation. In such a case, the Club is not obligated to return any or all of entry fees collected, but may do so at their own discretion.

1. Other than Acts of God/Emergencies as outlined above, no Licensed Trial may be canceled less than 60 days prior to the first date of the Event, nor can a Fun Test be canceled less than 30 days prior to the first date of the Event. Events cannot be canceled due to lack of entries.
2. Trials may be canceled more than 60 (30 for Fun Tests) days in advance as long as any/all entry fees are fully refunded.
3. In some cases canceled Events may be moved to a new date without needing to apply for a new Event. Contact info@barnhunt.com for more information.

#### SECTION 2. Judge Cancellations

In the case of a Judge who unexpectedly becomes ill or for some other reason is unable to judge on the day of the Event, the Club should avoid cancellation of the Event if at all possible. If another A- or B-Judge is on Trial grounds, that Judge may be asked to judge the Event. If no other Judge is available, the Event may be canceled, OR the Club may use the most experienced person at the Event to judge the Event, as long as that person does not simultaneously perform the duties of Trial Secretary.

1. Inform the Barn Hunt office immediately to discuss options.
2. When someone else steps up to Judge, their dogs can be judged by the next capable person but are subject to run limits as outlined under [“Judge Assignments and Paperwork” on page 15.](#)
3. Note the original and substitution information on the Online TSR.

### Part 24: Dealing with Club Errors and Mistakes

It is important to be meticulous in your recording of numbers, legs, qualifying scores, etc. Mistakes not only harm your club, but the sport as a whole. It is especially important to have correct Barn Hunt registration numbers matched with your entry. All Barn Hunt numbers start with “BH-” followed by a series of 5 numbers. There are never fewer than 5 numbers after the initial “BH-”, even if the leading number or numbers include zeros. Common mistakes include no dash, two dashes, extra spaces, the letter O instead of the number 0, etc.

If you make an error in your report, the report will be sent back to you to review/edit before processing the Event. If the error is yours, correct it and return as quickly as possible. If it is the entrant’s, pass the contact information along to the BHA, who will contact the entrant. Entry forms submitted with incorrect barn hunt numbers, if it is an exhibitor error, will have all qualifying scores for that Event withdrawn.

Exhibitors have one year from the date of the Event to check their record and affirm that all entries are correct. After a year, errors are not corrected. If the exhibitor has entered a higher class incorrectly, those scores are removed.

## Part 25: Data security

Barn Hunt is electronic-data driven. Reports are all submitted and stored electronically. Trial secretaries must keep all scribe sheets and one copy of all reports for a minimum of one year. Trial secretaries must also use a computer backup system to back up all data in case of file corruption or failure. External hard drives or backing up to a cloud system are both acceptable. In addition, it is strongly recommended that trial secretaries take a thumb drive or other external device to the show and copy all results to the drive at the end of each day in case of accident or computer failure overnight.

## Part 26: Guides and Resources:

### SECTION 1. Results Spreadsheet Submission Guide

For all, results spreadsheets remove all formatting and formulas. Do not include any extra headers, columns, or rows. If using the spreadsheets available from Barn Hunt, remove the sample row shown on the sheet (in green below) before putting your club's information. The finished spreadsheet will have only the column headers below exactly as shown, then a row for each competitor. Sample spreadsheets in xlsx format are available at [barnhunt.com/clubforms.html](http://barnhunt.com/clubforms.html).

- Results Checker.** Be sure to use the Results Checker before submitting your results to the Barn Hunt office. That will ensure very quick processing of your trial. If you get an error on the Results checker (any row shown in pink), there will be an explanation of the error in most cases (it will tell you the name difference or the BH number error, etc.).
- Pass, Fail, ABS are required on all results spreadsheets.** Marked Catalogs are no longer used.

#### REGULAR CLASSES AND LINE DRIVE

	A	B	C	D	E	F	G	H	I	J	K	L	M	N
1	ClubName	Date	Trial	BHRegNo	BHName	CallName	Owners	ActualClass	ClassLevel	JudgeName	QNG	Time	Placement	Email
2	Club Name Here	MM/DD/YYYY	1	BH-XXXXX	Dog Registered Name Here	Call Name	Owner Name(s) Here	Instinct	None	Judge Name Here	Pass	0:22.15	0	Competitor Email Here
3			2					Novice	A or B		Fail		1	
4								Open	A or B		ABS		2	
5								Senior	A or B				3	
6								Master	A or B				4	
7								Line Drive	None					
8														

Header Row labels exactly as shown here. No spaces, exact lettering.

No special date formulas here

T1 and T2 for each date

Instinct and Line Drive are None. All others must be either A or B

Pass, Fail, ABS Required

Use this time format. Minute:seconds.100ths

#### CRAZY 8s

	A	B	C	D	E	F	G	H	I	J	K	L
1	ClubName	Date	Trial	BHRegNo	BHName	CallName	Owners	ActualClass	JudgeName	QNG	Score	Email
2	Club Name Here	MM/DD/YYYY	1	BH-XXXXX	Dog Registered Name Here	Call Name	Owner Name(s) Here	Crazy8s	Judge Name Here	Pass	100	Competitor Email Here
3										Fail		
4										ABS		
5												
6												

Exact Class name. No spaces.

Score in Points. No placements in this class.

### SECTION 2. Official Barn Hunt Waiver

Required on entry forms. Clubs can add their own additional waiver if needed.

*I (we) agree that the Club holding this event has the right to refuse this entry for cause which the Club shall deem sufficient. In consideration of the acceptance of this entry and of the holding of this event, I (we) agree to hold the Barn Hunt Association, LLC, [inset club name here], their members, directors, governors, officers, agents, event chair and secretary, and the owner and/or lessor of the premises, any provider of services that are necessary to hold this event, any employees or volunteers of the aforementioned parties, and any BHA LLC approved judge, judging at this event, harmless from any claim for loss or injury which may be alleged to have been caused directly or indirectly to any person or thing by the act of any dog while in or about the event premises or grounds or near any entrance thereto, and I (we) personally assume all responsibility and liability for any such claim; and I (we) further agree to hold the aforementioned parties harmless from any claim for loss, injury or damage to or this dog. Additionally, I (we) hereby assume the sole responsibility for and agree to indemnify,*



defend and save the aforementioned parties harmless from any and all loss and expense (including legal fees) by reason of the liability imposed by law upon any of the aforementioned parties for damage because of bodily injuries, including death at any time resulting therefrom, sustained by any person or persons, including myself (ourselves), or on account of damage to property, arising out of or in consequence of my (our) participation in this event, however such, injuries, death or property damage may be caused, and whether or not the same may have been caused or may be alleged to have been caused by the negligence of the aforementioned parties or any of their employees, agents, or any other persons.

I/we understand that any action taken to enforce the provisions of this agreement shall be governed by and interpreted in accordance with the laws of the United States in the state of Kentucky. Each party irrevocably submits to the exclusive jurisdiction of, and venue in, any state or federal court located within Kentucky Circuit 42, Western District for the purposes of any Suit arising out of this agreement or any transaction contemplated by this agreement, and agrees to commence any such suit only in such courts. Any legal fees or court costs resulting from such action will be paid by the prevailing party.

The waiver above is automatically included as part of the Create Mail-In Entry form at barnhunt.com, on Secreterrier, and on DogShow.com. If using another type of entry system, contact info@barnhunt.com for the latest version in Word format.

### **SECTION 3. Rat Tube Construction**

Rat tubes are required to be made to these exact specifications. Do not deviate from these materials or allowances. Only the materials and the hole numbers and spacing listed below are accepted. 3D-printed tubes, ABS or foam core PVC, or any other material or configuration other than the below will not be accepted for use in Barn Hunt and should not be used for training dogs.

#### **List of materials for one tube:**

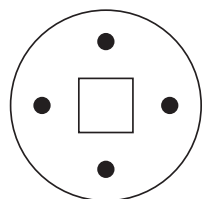
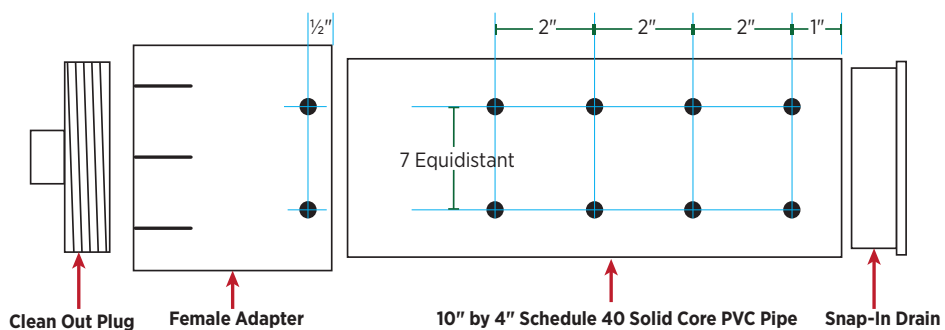
- (1) 10" section of solid core schedule 40 PVC pipe, 4" diameter
- (1) 4" PVC clean-out snap-in drain cap
- (1) 4" female adapter
- (1) 4" PVC clean-out plug
- PVC Primer (clear or purple, Oatey brand suggested)
- Clear Medium-body PVC Cement (must be specifically PVC cement, no other glue acceptable)
- Two colors of non-toxic paint (recommended spray light brown color plus flat yellow)

#### **Instructions:**


1. Primer then cement drain cap into pipe, seating it flush with the tube.
2. Drill 7 equally spaced columns of 5/16" air holes 2" apart in pipe (Each row should be approximately 2 3/32" apart)
3. Check drilled holes for sharp edges and file down if necessary.
4. Primer then cement female adapter onto the pipe. Drill 7 holes lined up with the columns
5. Drill 4 holes in the clean out plug
6. Screw clean out plug into the female adapter
7. Wipe down and blow off the outside of the rat tube before painting.

**Painted tubes should sit for several days before being used with rats.**


### TUBE CONSTRUCTION ILLUSTRATION



Clean Out Plug Top View



Preferred Snap In Drain



Allowed Snap In Drain

### LATTICE FENCING ILLUSTRATION

