



OFFICIAL COMPETITOR RULEBOOK

IMPLEMENTATION DATE MAY 28, 2025

Part 1: About This Rulebook	3	Section 4. Tunneling	13
Part 2: Overview of Barn Hunt	3	Section 5. Climbing	13
Section 1. History	3	Section 6. Marking the Find of the Rat	13
Section 2. Purpose	3	Section 7. Allowed Praise	13
Section 3. Code of Good Sportsmanship	3	Section 8. Exiting the Ring	14
Part 3: Definitions	3	Part 10: Scoring, Ties, and Penalties	14
Part 4: Special Fun Test Rules	4	Section 1. Qualifying (Q) Scores	14
Part 5: Registering Dogs, Accessing Records ...	4	Section 2. Non-Qualifying (NQ) Scores	14
Section 1. Registering Your Dog	4	Section 3. Ties	14
Section 2. Height Divisions	5	Section 4. Penalties	15
Section 3. Using The Barn Hunt Register	5	Part 11: Rats in Barn Hunt	15
Part 6: Entering Events	5	Part 12: Rat Tube Locations	16
Section 1. Late and Day of Show (DOS) Entries	5	Part 13: Safely Handling/Removing	
Section 2. Wait Lists	5	the Rat Tubes	16
Section 3. Random Draws	5	Section 1. Important General Rat Removal Rules ...	16
Section 4. Invalid and Conditional Entries	6	Section 2. Method 1: Redirects	16
Section 5. Withdrawals and Refunds	6	Section 3. Method 2: Removes	16
Section 6. Assumption of Risk	6	Section 4. Method 3: Restrains	17
Part 7: Overall Competition Rules	6	Section 5. Releasing the Dog after Restraint	17
Section 1. Dogs Eligible to Compete	6	Part 14: Regular Classes	17
Section 2. Dogs Ineligible to Compete	7	Section 1. A and B Classes	17
Section 3. Handler Age and Accommodations	7	Section 2. What Class to Enter	17
Section 4. Special Considerations	7	Section 3. Moving Up, Down, or Over During an Event	18
Section 5. Clothing/attachments	8	CLASS TYPE AND ELIGIBILITY FOR ENTRY FLOW CHART,	
Section 6. Smoking/Vaping	8	REGULAR CLASSES	18
Section 7. Dog Aggression and Misconduct/Lack of		Section 4. Barn Hunt Instinct (RATI)	18
Sportsmanship	8	Section 5. Novice Barn Hunt: (RATN, RATNX)	18
Section 8. Double Handling	8	Section 6. Open Barn Hunt: (RATO, RATOX)	19
Section 9. Loud/Disruptive dogs	8	Section 7. Senior Barn Hunt (RATS, RATSX)	20
Section 10. Spectators, Dogs and Food near or in rings .	8	Section 8. Master Barn Hunt (RATM)	20
Section 11. Judge Decisions	9	Section 9. Barn Hunt Champion (RATCH, RATCHX) .	21
Section 12. Appeals Process	9	Section 10. Barn Hunt Elite Master Champion REMX. .	21
Section 13. Collars and Leashes	9	Part 15: Non-Regular Classes	21
Section 14. Training on Trial Grounds	9	Section 1. Crazy 8s Class	21
Section 15. Measuring Dogs	9	Section 2. Line Drive Class	22
Section 16. Briefings	9	Section 3. National Championship Titles	23
Part 8: Ring Information	10	TITLE REQUIREMENTS SUMMARY TABLE	24
Section 1. Ring Construction/Sizes	10	Part 16: Ribbons and Placements	24
Section 2. The Start Box	10	Section 1. Qualifying Ribbons	24
Section 3. Official and Incidental Tunnels	10	Section 2. A Class Ribbons	24
Section 4. Steps	10	Section 3. B Class Ribbons	24
Section 5. Bridges	10	Section 4. Crazy 8s Ribbons	25
Section 6. Boards	10	Section 5. Line Drive Ribbons	25
Part 9: Blind and Ring Rules	11	Section 6. Fun Test Ribbons	25
Section 1. Blinded Staging Area	11	Section 7. Optional Ribbons	25
Section 2. Entering the Ring and Releasing the Dog .	11		
Section 3. While In the Ring	12		

BARN HUNT ASSOCIATION® COMPETITOR RULEBOOK

Part 1: About This Rulebook

This rulebook contains all rules that competitors should need to know to enter and successfully compete in Barn Hunt Association (BHA) Events. For more information about Club formation, how events are run, grounds and ring materials, descriptions of tasks including how to be a Rat Wrangler, refer to the [Club Rulebook](#). Guidelines on how to become a Judge as well as course design specifics are found in the [Judge Rulebook](#). All Barn Hunt Rulebooks are available on the website (barnhunt.com) under Rules and Resources, and all competitors are encouraged to read all three documents.

Part 2: Overview of Barn Hunt

SECTION 1. History

Barn Hunt® is based on the hunting and teamwork skills historically used by Ratcatchers and their dogs who traveled the countryside ridding farms of vermin, thus helping to conserve and preserve food grains and protect inhabitants from disease. Ratcatchers used a variety of terriers and go-to-ground breeds (small dogs bred to go under the earth after prey), but also non go-to-ground breeds such as Manchester Terriers, Schnauzers, Pinschers, farm and collie breeds, and a variety of other breeds and mixes. These working dogs and breeds have never had an officially licensed test which truly simulates their traditional task. The sport of Barn Hunt fills that role.

SECTION 2. Purpose

The purpose of Barn Hunt is to demonstrate a dog's vermin hunting ability in finding and marking rats in a "barn-like" setting, using straw/hay bales to introduce climbing and tunneling obstacles in the dog's path.

The sport tests speed, agility, hunt drive, scenting ability, surefootedness, and control and responsiveness to handler direction. Barn Hunt is for any domestic dog and handler who wish to play the game, including large dogs, pet dogs, altered dogs, and dogs of breeds or mixes of breeds with or without a vermin-hunting history.

SECTION 3. Code of Good Sportsmanship

All participants and spectators attending Barn Hunt Events are required to operate as good sportsmen and sports-wom-en. Good sportsmanship includes honesty, courtesy, respect, and graciousness toward all in both victory and defeat. No harsh, punitive or corrective training is allowed on Trial grounds. Any handler who displays poor sportsmanship and/or who verbally or physically abuses his or her dog either in or out of the ring can face discipline ranging from a verbal warn- ing, dismissal from class, dismissal from show grounds and up to expulsion from future Events, depending on the sever- ity of the infraction. All participants and spectators must show good sportsmanship toward the Judge, show committee, stewards and competitors. The BHA empowers the Trial Chair and Committee to make disciplinary decisions on behalf of the BHA, and all decisions made at a Trial are considered official BHA rulings for that Event. The BHA reviews all rulings. Parties may appeal permanent bans to the BHA who will make a final decision on whether or not the person(s) involved will be able to return to any Barn Hunt Event.

Barn Hunt is a family-friendly sport. Actions which would cause a family with young children to conclude the sport is inappropriate will result in disciplinary action.

Part 3: Definitions

- Blinds.** A blinded area/enclosure available for each Barn Hunt ring to stage the next 4-6 competitors getting ready to show (or 4 or 5 in Master). The blind obstructs the view of the ring and in Master, rats being exchanged/prepared for the ring. See ["Blinded Staging Area" on page 11](#).
- Club.** A Club is any organization or group of a minimum of 5 individuals who wish to hold any Event using BHA rules. A Club can be a commercial entity (such as a for-profit dog training facility), a group/Club that is licensed by another organization, or a group of individuals. For the purposes of this document, the word "Club" will be used to denote any/all of the allowed combinations above. See ["Becoming a Club" on page 3 of the Club Rulebook](#).
- Clinic.** Training Events/Clinics/Workshops/seminars/rat-n-gos which use Barn Hunt rules as a teaching/training guide. These are not considered officially licensed BHA Events. The BHA takes no responsibility for any incident at any unofficial training Clinic/Workshop/seminar. For the purposes of this document and all official listings, all of these non-official Events held by licensed BHA Clubs are categorized as "Clinics."
- Event.** An Event is a collection of Trials or Fun Tests over a contiguous series of days. For an example, a two day weekend holding four Trials is a single Event.

5. **Fun Test.** A Fun Test is an official, licensed, practice Event for Barn Hunt. Fun Tests are a way to introduce new competitors to the sport and a way for new Clubs to work to become licensed to hold official Barn Hunt Trials. See Special Fun Test Rules below.
6. **Judge of Record.** A licensed Barn Hunt Judge who is contracted by a Club as an official Judge for a Trial or Trials. The Judge of Record is listed in the Premium and is responsible for designing courses and judging entrants into the Trial. See [“Becoming a Judge” on page 3 of the Judge Rulebook.](#)
7. **Licensed Trial.** A Licensed Barn Hunt Trial is a collection of classes at various levels of difficulty from Instinct through Master, and optionally, the Non-Regular **Crazy 8s and/or Line Drive classes**, licensed by the BHA, where competitor/dog teams have an opportunity to earn qualifying scores/legs toward Barn Hunt titles. Clubs may hold up to 2 Trials per day.
8. **Relief/Back Up Judge.** A licensed Barn Hunt Judge who attends an Event, acts as a fill-in/Relief Judge and/or Judges the dogs of the Judge of Record for the Trial. See [“Relief/Back Up Judges” on page 6 of the Judge Rulebook.](#) RBJs are not listed on the Competitor’s results and cannot be used as a second Master Judge.
9. **Ring Enclosures.** The secure fenced/walled enclosed area where competition takes place. Descriptions of fencing specifications can be found in [“Ring Enclosures” on page 12 of the Club Rulebook.](#)
10. **Trial Grounds.** The geographical area in which the Barn Hunt Event will be held, including any and all buildings, parking lots, rings, dog walking/exercise areas, and surroundings encompassed by the Event. Hotels associated with the events may be considered Trial Grounds in cases of misconduct.
11. **Tube.** The safe enclosure used for the rat during their time on the course. All tubes are constructed as specified in [“Rat Tube Construction” on page 25 of the Club Rulebook](#) and will either be empty, have used rat litter in them, or have clean litter and a single rat in them (a gerbil if the event is held in an area where rats are illegal).

Part 4: Special Fun Test Rules

1. Dogs do not need a Barn Hunt registration number to compete in Fun Tests.
2. Competitors may enter any level they wish at a Fun Test, and may enter more than one level and/or multiple times at the same level if allowed by the Club (i.e., Clubs may allow competitors to enter Novice multiple times with the same dog and/or may allow the competitor to enter the same dog in Novice, Open, Senior, and Master).
3. Clubs may choose to allow training in the ring, and if allowing training, whether or not treats will be allowed in the ring. All regular ring and rat safety and handling rules apply. Training must be completed within the time allowed for the class entered. As soon as the Judge confirms training is occurring, the Judge calls TRAINING
4. to the Scribe, who marks an X on the Scribe sheet. The Judge monitors but does not aid or assist any training activities other than pointing out a rat location on request. Dogs being trained in the ring do not qualify for any offered class awards. If training:
 - a) Dogs may remain on a collar/harness and leash if no tunneling effort is to be attempted, and/or the handler may openly carry a collar/leash. No-pull harnesses, slip/choke collars, and covered prongs are not allowed. All dogs wearing a collar/harness must also be restrained by a leash to prevent an attempt at a tunnel. A collar/leash may never be used punitively in the ring or to pull a dog through a tunnel or up onto a bale. A collar/leash may be used to steady a dog and prevent the rat tube from being roughed. No dangling tags or other dangling items are allowed.
 - b) Dogs may wear belly bands.
 - c) Handlers may carry and use toys in the ring.
 - d) All treats, if allowed, must be kept in a pocket or waist pack and cannot be placed directly on a tube or a bale, but may be fed to the dog next to a tube or bale. Any dropped treats must be completely removed by the competitor.
5. Handlers may train in the ring in other ways, but no punitive/harsh training is allowed and no training which could/would harm the rat is allowed. Punitive/harsh training is grounds for dismissal from the Fun Test grounds.
6. All other rules pertaining to holding Licensed Trials also pertain to Fun Tests (see Fun Test ribbons.)

Competitors do not earn qualifying scores toward any Barn Hunt title when participating a Fun Test.

Part 5: Registering Dogs, Accessing Records

SECTION 1. Registering Your Dog

All dogs must be registered with the Barn Hunt Association prior to competing in any Licensed Trial (see special Fun Test Rules.) The one-time lifetime registration fees is non-refundable and non-transferable.

1. **Age.** A dog may be registered at any age, but may not compete in either a Fun Test or a Licensed Trial until on or after their six month birth date. For example, a dog born on January 1 may be shown in Barn Hunt on or after July 1.

SECTION 2. Height Divisions

Height divisions are to equalize efforts for dogs of the same general size.

- Small: Dogs 15" and under
- Medium: Dogs 15.1 to 22"
- Large: Dogs over 22"

SECTION 3. Using The Barn Hunt Register

The Register is a free service which allows owners to:

1. Find your Registration number, required to enter Events.
2. Search for Events.
3. Find and view/download Premiums.
4. Use the Create Mail In Entry form to pre-fill entry forms and export as PDF files for mail or e-entry.
5. View and edit your dog's information.
6. Keep track of scores.
7. Find and print title certificates.

Competitors have one year from the date of an Event to report issues or mistakes with their dog's record by contacting the Trial Secretary of the Event and info@barnhunt.com. After a year, any mistakes will not be corrected. Any qualifying scores earned in a class the dog is not eligible to enter will be removed.

Part 6: Entering Events

In order to compete in a Fun Test or Licensed Trial all competitors must fill out an entry form with complete and accurate information and send it to the Trial Secretary for the Event, after the opening date and prior to the closing date for the Event. Method and type of entry accepted (electronic, print, etc.) is detailed in the Premium for the Event. See ["What Class to Enter" on page 17](#).

SECTION 1. Late and Day of Show (DOS) Entries

Clubs may elect to accept Late and/or Day of Show entries but are not required to do so.

1. Late entries are those received after the closing date of the Trial but prior to the Trial date.
2. Late entries receive initial email confirmations when possible.
3. Trials may fill with Late entries. If DOS entries are also being accepted, persons with Late entries must show up during the DOS entry open period to confirm their presence. Clubs who are accepting both Late and DOS entries may designate a certain time limit for Late Entry arrival and after that time may release that entry to a waiting DOS competitor.
4. If a draw is needed for the DOS entries, that draw will take place at a time designated by the Club at least 30 minutes prior to the start of the Class entered.
5. DOS entries are first-come, first-served during the published time frame for acceptance on the same day of a Trial of any Event, and can only be taken up to the total limit of entries allowed for the Trial. There is no guarantee of entry for competitors showing up on the Day of Show.

SECTION 2. Wait Lists

Clubs which fill all available entries before their closing date may choose to maintain a before and/or after closing waiting list.

SECTION 3. Random Draws

Clubs who regularly fill Trials quickly may choose to offer a Random Draw entry system. Trials choosing Random Draw may also maintain Wait Lists. If choosing a Random Draw entry system:

1. A Random Draw date is mandated for the Trial.
 - a) The Random Draw date must be at least two weeks after the opening date and at least two weeks prior to the closing date.

2. For Random Draw entries received via postal mail or a mix of postal and e-entries, the Secretary and at least one other Trial Committee member must be present. Envelopes/entries are picked/drawn in random order. Clubs may use electronic random draw systems. All dogs in one envelope must be processed/entered before going on to the next envelope.
3. Clubs may reserve runs for workers/club members prior to the random draw.

SECTION 4. Invalid and Conditional Entries

1. In order to be a valid entry, forms must be correct, paid, signed, and legible.
 - a) A conditional entry is one in which the competitor attaches conditions to the entry, such as requesting the Club wait a certain amount of time to cash a check, indicating that payment will follow, indicating they will only enter if a friend's dog also is entered, etc. Conditional entries are not valid entries.
2. Entries must be for a class the dog is eligible to compete in (e.g., cannot enter Open if not yet titled in Novice). See [“What Class to Enter” on page 17](#).
3. Entries received prior to the Opening or after the Closing date (for Events not accepting late or Day of Show entries) will be returned/shredded.
4. Competitors are responsible for carefully checking their Trial confirmations and bringing errors to the attention of the Trial Secretary.
5. Barn Hunt Numbers entered on Trial entry forms which are illegible by the Trial Secretary are not valid entries. The Trial Secretary may contact the owner for clarification but is not required to do so.
6. If a check is returned and the exhibitor does not pay for the check and any associated fees within a time limit set by the Club, the entry is not valid. Any qualifying scores from that Event will be voided.

SECTION 5. Withdrawals and Refunds

1. Competitors who withdraw any or all entries from a Fun Test, Trial or Trials prior to the pre-entry closing date must receive a refund of all entry fees, minus any non-refundable credit card/PayPal transaction fees or electronic trial software fees if applicable. “Courtesy fees” cannot be assessed for entry fees withdrawn prior to closing.
2. If the trial is full and there's a wait list, competitors who withdraw any or all entries from a Fun Test, Trial or Trials after the pre-entry closing date receive a refund if a new entry replaces the withdrawn entry.

SECTION 6. Assumption of Risk

All persons attending and/or entering a Barn Hunt Association LLC Trial or Fun Test in any capacity do so at their own risk and agree to assume responsibility for damage caused by them, or by their dogs and hold the Trial Club and Barn Hunt Association harmless for any injury sustained by their dog or by a dog or person during the Trial. By entering a Trial, owners attest that they have read, understand, and will abide by, all Barn Hunt Rules and Regulations.

Part 7: Overall Competition Rules

SECTION 1. Dogs Eligible to Compete

All dogs competing in Barn Hunt must be able to travel through an 18" wide by bale-height tall “tunnel” made of straw/hay bales. Dogs allowed to compete include:

1. **Bitches in season (BIS).** The rules on Bitches in Season apply to both intact bitches and those bitches who have received an Ovary Sparing Spay (OSS) and who are in season.
 - a) BIS must compete in clean, dry, snugly-fitting panties specifically designed for the purpose of preventing/containing discharges. The interior of the panties must be lined with an absorbent pad. Panties with shoulder/harness straps are not allowed. BIS with dirty, wet, and/or overly loose panties will be dismissed from the ring and receive a non-qualifying score for that run. If the situation is rectified they may run in their next class.
 - b) BIS must be crated and exercised separately from other dogs in an isolated area. If possible, they must be securely crated in a vehicle. A “Bitch In Season” sign must be affixed to the crate or displayed close by the crating area.
 - c) Owners of BIS must inform the Trial Chair of their status as soon as possible; prior to the Event if known, or immediately if the BIS comes into season that day, so that run orders can be adjusted.
 - d) Bitches who are in season at the start of an Event are considered in season for the entire Event.
 - e) Failure to inform the Trial committee of a BIS is grounds for an NQ for all runs the BIS is entered in on that Trial day.
 - f) BIS must wear their panties at all times when out of their crates except when being pottied.

- g) BIS must be blinded separately from other dogs unless the owners of all the dogs who would be in the blind with the BIS agree to allow the BIS to blind with them (e.g. all other dogs are altered and not likely to be affected)
 - h) In most cases, the BIS is to be run last in each class. Clubs can make an exception to run a BIS prior to a Judge of Record dog depending on schedule and with the permission of all involved.
2. **Deaf dogs.** Dogs with partial or complete hearing loss.
 3. **Dogs with limited or partial vision.** That includes dogs missing or blind in one eye as well as dogs with partial vision in one or both eyes.
 4. **Dogs with physical differences.** Dogs with physical differences (including tripods) are eligible to participate provided that the judge determines they display no signs of physical discomfort and can safely navigate the course. See the information on blindness below.
 5. **Dogs with dye or paint.** Dogs may be clipped, dyed, painted, or colored in any way except with obscene words/shapes. Rhinestones or other glued items are not allowed.
 6. **Hair ties.** Hair ties may be used only to clear the hair from the dog's face enough for the dog to see. Ear and body ties/bands are not allowed.

SECTION 2. Dogs Ineligible to Compete

1. **Wolves, wolf-hybrids.** Or any other mix of domestic dog with wild canid.
2. **Blind dogs.** Blindness means without useful vision (see Line Drive class exception below).
3. **Dogs with open wounds.** Dogs with minor scrapes may be eligible to compete. The Judge determines eligibility.
4. **Dogs in wheeled carts.** (See Line Drive class exception below.)
5. **Lame/ill dogs.** The Judge must dismiss from the ring any dog appearing to show pain or illness, and/or any dog the Judge considers unable to safely complete the course. Veterinary notes are not accepted as evidence of soundness.
6. **Dogs with stitches or bandages.** Dogs cannot compete with stitches, bandages, glue, protective items/wraps, or other attachments.
7. **Line Drive Class exceptions.** Blind dogs and dogs in wheeled carts may compete in Line Drive class and must be on a leash.

SECTION 3. Handler Age and Accommodations

1. **Juniors.** There is no specific minimum age for handlers to compete in Barn Hunt. All able handlers of any age must be able to safely handle the dog without assistance while on the way to the blind, waiting in the blind, on the way to the ring, in the ring, and exiting the ring and surrounding area. If, in the opinion of the Trial Chair and/or Judge the dog can not be safely handled due to an otherwise able handler's young age, the Club may ask for a substitute handler. If a substitute handler is not available, the dog may not compete. An authorized adult such as a parent may wait in blind with a junior handler and walk with them to the ring, but may not enter the ring or handle the dog.
2. **People with disabilities.** Some handlers will need special accommodation. Those accommodations will be tailored to that handler's specific needs and may include assistance getting to the blind or holding a dog in the blind (two persons in blind for that one dog), assisting the handler to the ring, taking the collar and leash of f and replacing the collar/leash at the end of the run. If an assistant is used inside the ring, the assistant remains standing at the gate with their back to the ring while the dog is run.
 - a) All assistants must be capable of handling the dog and have signed the Club and Barn Hunt waiver.

SECTION 4. Special Considerations

All dogs are expected to compete in each class with the same general conditions. No special considerations such as asking for special or specific Rat Wranglers, asking that the Rat Wrangler(s) or Judge to turn their backs, not move, leave the ring, or only stand in specific places, etc. are allowed. That includes asking for a Rat Wrangler who is a friend to step out of the ring. It is impossible to describe all possible special consideration scenarios within the scope of these rules, but the intent is to strive for a level playing field for all competitors within a class.

1. 1. Handlers and/or dogs are not allowed to be outside the blind, stand behind the blind, have their own blind, etc. Rat Wranglers cannot be switched out for specific dogs, nor can judges make accommodations for specific dogs. All parts of the handler and dog must be inside the blind.

SECTION 5. Clothing/attachments

There is no specific dress code in Barn Hunt. However, clothing items which are obscene, offensive, depict racist sentiments or hate speech are not allowed. Handlers may wear gloves or any other protective gear in the ring. **Handlers cannot enter the ring with attachments. Attachments may be:**

1. Bait bags, pouches, stopwatches/timers, and cameras. Anything not a functional part of a handler's clothing or hanging from the handler which may be considered a training aid or present a hazard if the handler bends over to praise the dog (lanyards, long necklaces or scarves, or other items). Babies may not be worn or carried.

SECTION 6. Smoking/Vaping

No smoking (regular tobacco, e-cigarettes/vapor cigarettes, or legal cannabis) of any kind can occur in any building containing any ring or bale of straw, and/or within 50' of any outdoor bale of straw, or within 20' of any outdoor blind at any Barn Hunt Event. Clubs may further constrain non-smoking areas and may ban smoking on the property at the Club's discretion.

SECTION 7. Dog Aggression and Misconduct/Lack of Sportsmanship

Handlers wishing to know more information about how Dog Aggression and Misconduct/Lack of Sportsmanship are defined and handled should refer to the Misconduct and Dog Aggression Guide, available on the website at barnhunt.com/resources/aggression_misconduct_guide.pdf.

SECTION 8. Double Handling

Double handling is aiding the competitor inside the ring from outside the ring. It includes telling the Judge "Climb" or "Tunnel" when the Judge has not so indicated, talking about rat locations, or even something as innocuous as dramatically increasing the number of audible camera clicks as a team nears a live rat hide or making sure a camera is always near the live rat hide. Any person who repeatedly gives cues to the handler in the ring may, at the discretion of the Judge, be dismissed from the area around the ring or from the event grounds for the duration of the day. If dismissed from the event grounds, the person, if entered, would not be allowed to run in any classes they have not yet competed in that day. **Deliberate double handling is grounds for a Misconduct hearing.**

1. Most incidences of double handling are accidental/inadvertent.
 - a) If the Judge feels the inadvertent double handling aided the handler and/or dog in the ring, the Judge must re-run the team in a later blind.
 - b) If the Judge feels the inadvertent double handling did not aid the handler and/or dog in the ring, a verbal warning is sufficient for the first offense. The competitor in the ring will not be rejudged and their score is unaffected.

SECTION 9. Loud/Disruptive dogs

1. Dogs that are loud and disruptive on the grounds or in the crating area may be asked to locate/crate away from the rings/regular crating area.
2. Dogs/handlers who are so disruptive in the blind that they disturb other dogs to the extent that the other dog's performance will be adversely affected are dismissed from the blind by a Trial official and/or the Judge of Record. If the dog cannot be brought under control, the dog may be dismissed from the class and/or Trial/Event. Disruption can include barking, wild playing, tugging with the dog swinging back and forth into other dogs, or even failure to keep a dog from interfering with other dogs.

SECTION 10. Spectators, Dogs and Food near or in rings

1. **Spectators.** Barn Hunt is a spectator sport, and spectators/exhibitors (other than those in the blind) must be able to view the dogs working in the ring and are not required to be a specific minimum distance away. Clubs may specify the distance spectators can be from the ring depending on conditions, but never so far away that spectators cannot view dogs working in the ring.
2. **Dogs.** Other than dogs in the blind and dogs entering the ring, working, and exiting the ring, no dog may be within 10' of any fenced/gated side of any ring or on any side of the ring or area around the ring which will be crossed by dogs traveling between the blind and the ring. Dogs may be walked past the other side of a fully walled ring but cannot be crated against a shared non-masonry wall which is used as part of the ring enclosure on the other side. They can be crated against a solid masonry wall.
3. **Service dogs.** Service dogs are allowed ringside. If a service dog is disrupting the dog in the ring to the point where the dog in the ring is affected adversely, the service dog may be asked to move back for that dog, or the dog in the ring may be given a re-run. A service dog sitting, laying, or standing quietly ringside is not disruptive.

4. **Food.** Other than lidded/capped drinks and designated snacks for the judge and workers, no food is allowed within 10' of the ring. Judges and workers cannot eat while a dog is actively working in the ring.

SECTION 11. Judge Decisions

If a competitor has a question about a call or action of the Judge of Record, the competitor may politely address the question to the Judge after their run. Impolite or angry inquiries may be grounds for a Misconduct hearing. Videotaped evidence cannot be used during an Event to change a Judge's call. The Judge may decide to uphold their decision or reverse it. All Judge decisions during a Trial are considered final. No Judge call can be reversed after the Trial is concluded and scores recorded by the Trial Secretary.

SECTION 12. Appeals Process

1. **Appealing Judge Decisions.** If the competitor feels a Judge's final decision on a call was in error, the competitor may contact the Barn Hunt office at info@barnhunt.com with a written explanation of the incident. The Barn Hunt office will investigate. Results of that investigation may or may not be reported to the competitor. A video link may be provided to the Barn Hunt Office. It will not change the Judge's decision on the day, but may be used for review and general follow up with the Judge.
2. **Appealing Misconduct or Dog Aggression.** The competitor who is accused of Misconduct or Dog Aggression may appeal the Club's decision through email to the Barn Hunt office, however, decisions made by the Barn Hunt

SECTION 13. Collars and Leashes

1. **Disallowed collars on all Barn Hunt grounds.** The following are not allowed to be used on Barn Hunt grounds. Electronic collars, bark collars (including citronella), head halters, uncovered prongs, and muzzles.
2. **Allowed collars and leashes.** All other collar, lead, and harness types and combinations are allowed to be used on Trial grounds, including **martingales**, covered pinch/prong collars with a quick release snap, and GPS collars such as Fi, Halo, etc. which do not have any kind of shock component. **No dangling attachments are allowed other than a single poop bag holder.** All allowed collars/restraints must be well fitted.
3. **Tying out/leash or line dragging.** At no time can dogs be tied out or otherwise left attached to anything other than a human when outside a crate, car, or other secure enclosed confinement. Leashes cannot be left dangling or dragging. Standing or stepping on a leash is not allowed as a form of restraint (but may be used in an emergency to help secure a loose dog.) Accommodations to this rule may be made for people with disabilities as determined by the Club.
4. **In the blind and going to the ring.** Dogs cannot be brought to the blind or the ring on retractable leads. Dogs should be brought into the ring with collars/harnesses/slip-leads which can be easily and quickly removed and replaced. Handlers may choose to use one collar/restraint in the blind and a different one to enter the ring. If that is the case, the dog must enter and wear both collars/leashes in the blind, with one being removed prior to arriving at the ring. In no circumstance can a dog ever be without a secure collar/leash in the blind or **on the way to the ring.** See "[Line Drive Class](#)" on page 22 for Collars/harnesses allowed in that class.

SECTION 14. Training on Trial Grounds

1. Barn Hunt training is not allowed on trial grounds other than in official Clinics (see "[Clinics](#)" on page 6 of the Club Rulebook for information on Clinics held on Trial days). Photographer setups with straw are not training areas.
2. Dogs are not allowed on any course without permission except when competing on that course. Handlers who practice on courses in violation of the rules will be brought up on Misconduct charges for Lack of Sportsmanship.

SECTION 15. Measuring Dogs

It is the responsibility of the person registering the dog and entering the Trial to correctly measure their dog, enter that information in the dog's record on the Register, and use the correct height category at Events. Judges will measure any dog(s) they feel may be in the incorrect height division. Competitors may also request that a dog be measured; either their own dog or any other dog entered in the Trial.

1. If a dog measures out of a height division, the dog may be moved to the correct height division at that Trial at the discretion of the Trial Secretary. Trial secretaries/Clubs are not required to move dogs into a different height division. If the secretary/Club does not allow the dog to move that dog is ineligible for competition at that Event.

SECTION 16. Briefings

General Briefings will be held by the Club prior to competition; reviewing Club/grounds rules, where bitches in season will be, etc. See "[Briefings and Course Map Copies](#)" on page 9 of the Judge Rulebook for information on Class briefings.

Part 8: Ring Information

SECTION 1. Ring Construction/Sizes

For information about exact ring dimensions, bale numbers, etc. go to “Ring Enclosures” on page 11 of the Club Rulebook.

1. All rings are to be designed according to the specifications for each class level (see [“Regular Classes” on page 17](#) and [“Non-Regular Classes” on page 21.](#))
2. The majority of each ring must be physically accessible by the handler without the handler having to climb or jump over bales or bridges (see [“Master Barn Hunt \(RATM\)” on page 20](#)). Any part of the ring (other than some parts of the tunnel) not physically accessible must be visible to the handler.
 - a) The area from the blind to the entrance gate, the entrance gate itself, and the area inside the ring from the entrance gate to the start box must be wheelchair accessible.
3. The course is identical for all dog heights within each class level, and must be designed with all dog heights in mind.

SECTION 2. The Start Box

The start box is a 4' x 4' square inside the enclosed ring area from which all teams will release their dog. Teams must be able to exit at least 2 sides of the box without encountering a bale, fence, or wall. See [“Start Box and Distance Challenge mats” on page 9 of the Club Rulebook](#) for a description of the start box, and class level descriptions for location.

SECTION 3. Official and Incidental Tunnels

1. Official tunnels are 18” wide by the height of the sidewall bales used in their construction, set on their taller horizontal sides, and covered by boards.
2. All courses include at least one Official Tunnel. All tunnels which meet the standards for the Official Tunnel for the class level are automatically deemed Official Tunnels.
3. Tunnel location, configuration, length, number of openings, and turns vary by class level, see [“Regular Classes” on page 17.](#)
4. Any roofed gap between bales which does not meet Official Tunnel specifications is an Incidental tunnel (i.e., two bales angled together with a gap and a bale on top). Dogs may complete any number of Incidental tunnels but those tunnels do not count toward the official tunneling effort. Incidental tunnels do not have to be covered by boards.
5. If a course contains a legal higher Class level tunnel to help with course changes and nesting and the dog completes the higher level tunnel, it will count as the Official Tunnel. There must be at least one level-appropriate Official Tunnel on each course, and dogs are never required to complete a tunnel made for a higher level class.

SECTION 4. Steps

Steps are used as climbing aids. They are to be placed where they are not a tripping hazard, and such that a dog using the step is able to exit onto a landing area large enough for a large dog to place all four feet. Information on the construction materials of steps is in the [“Boards and Steps” on page 9 of the Club Rulebook](#). At least one step is required on all courses other than Instinct. At least one step must be at ground level. Steps may be placed at any level. If only one Step is used in Master it must be outside of any Distance Challenge.

SECTION 5. Bridges

Bridges are an optional tool for Judges to add variety to a course. Bridges are boards spanning an open space in such a way that the dog could walk from one bale to another across the bridge.

1. Bridges must be anchored and stable.
2. Bridges must be as close to possible to horizontal and cannot go from one level of straw to a higher or lower level.
3. Bridges must be fully visible and bare of straw.
4. In Novice, Open, and Senior bridges cannot block a portion of the course in such a way that a handler would have to circle around a majority of the course to access the area on the other side of the bridge.
5. Dogs are never required to negotiate a bridge.

SECTION 6. Boards

Boards are used as a safe, sturdy base for straw placed on top of tunnels and for safe step up/downs. All 18” wide tunnels must be completely covered by boards. See [“Boards and Steps” on page 9 of the Club Rulebook](#).

Part 9: Blind and Ring Rules

SECTION 1. Blinded Staging Area

1. Handlers must stage in a blinded area. Every effort must be made to keep dogs calm and quiet. Food, toys, or mats may be used in the blind as long as all food/toys/mats are removed as the dog exits and are not disruptive. Items that make noise are not permitted in the blind.
2. If seats are assigned, handlers must start in seat order but may spread out as the blind empties.
3. Handlers should avoid crossing in front of other dogs in the blind.
4. Handlers cannot bring crates, x-pens, or physical dividers in the blind, or return to the blind after their run.
5. It is the handler's responsibility to get to their designated blind on time. The Blind Steward will not hold blinds for tardy handlers. Failure to enter the blind on time and/or to proceed immediately to the ring when called may result in being skipped in the order and/or up to an NQ if the delay is repeated or pronounced. The Club and/or Judge will choose whether and when to allow the handler who has missed their blind to run.
6. Each new set of handlers must wait until the last dog from the previous blind exits before entering the blind.
7. Handlers in the blind may talk freely with each other but cannot talk to persons outside the blind other than the Blind Steward or a Club Trial Chair/Secretary/Judge discussing critical trial-related issues.
8. Only handlers and dogs waiting to go into the ring are allowed in the blind. For information about young and/or disabled handlers see [“Handler Age and Accommodations” on page 7](#).
9. Any communication/smart device brought into the blind **cannot be used**, and must be in a pocket or otherwise put away, on mute, or turned off (smart watches/devices may be worn but not used). **A first instance of using a device will result in the competitor being dismissed from the blind (can be run in a later blind). Repeated use will result in an NQ score for that run, and could be grounds for a misconduct hearing and dismissal from the Event.**

SECTION 2. Entering the Ring and Releasing the Dog

1. **Handlers must proceed directly to the ring without detouring.**
2. Dogs may be carried into the ring if they **can be** comfortably carried.
3. Dogs must run “naked,” without collar/leash/harness with the exception of Line Drive Class, see [“Line Drive Class” on page 22](#).
4. The dog must remain on collar/leash until the gate is secure **and they have reached the start box**, after which the collar/leash may be removed at any time. The collar/leash can be placed on the fence, in a provided basket, hook or similar, handed to a Rat Wrangler, Gate Steward or Leash Steward, or the handler may place on the ground. If the Start Box is away from the fence, the handler may carry the leash to the fence directly after release of the dog. **Ring crew accepting a collar/leash must secure it safely. Covered prong collars cannot be left on the ground by the handler.** If the handler places a covered prong collar/leash on a fence and it falls into the ring, an NQ score will be assessed. Collars/leashes cannot be tossed or thrown. A collar/leash may be folded in a pocket so that it is not visible. The collar/leash cannot be carried in a hand or handed to the Judge. If the handler places/drops the collar/leash on the floor/ground it stays there for the duration of the run. If the dog returns to play with it, all regular rules apply (cannot touch dog until call rat, could be subject to Lack of Control, see [“Penalties” on page 15](#)).
5. Handlers must wait for the Judge to verbally instruct them with a command such as “go when ready,” before releasing their dog. If a team leaves the box before being verbally released by the judge it is a False Start, (see Penalties).
 - a) After the Judge's verbal instruction to go, handlers should release the dog without delay. Handlers are allowed to take a few moments to get their dogs settled and focused after the Judge's verbal prompt to go.
 - b) If a Judge feels a competitor is hesitating too long in the start box, the Judge will prompt the handler, “Start now please.” If the handler does not then release the dog promptly, the handler may be assessed a Stalling penalty (see Penalties).
6. All dogs must be released from inside the start box. At least two of the dog's feet must be on the floor prior to release with the exception of **people using wheelchairs or other people with disabilities** who request and receive permission of the Judge to use alternate release methods (i.e., from their lap). If a very large dog does not fit completely inside the start box, the front feet and chest of the dog must be inside the start box.
7. Time starts when any part of the handler or dog exits the start box after the verbal instruction from the Judge (in the case of a very large dog, when any part of the dog previously contained in the box or any part of the handler leaves the start box).

SECTION 3. While In the Ring

1. Handlers may:

- a) Move around the course while the dog works to be able to view and call the mark of the correct live rat tube.
- b) Speak and gesture at will through voice and/or hand gestures.
- c) Step over (but not on) the Instinct cradle.
- d) Tip up or move a bale (such as a leaner) to access a tube for removal. If the competitor does not return the bale to its original position without delay and before moving on, the bale will remain where it falls for the duration of the run even if it blocks other parts of the course or the tunnel.
- e) Touch/lean on the outer barrier or a post as a balance aid or use bales/boards or other course equipment to catch themselves if they slip and/or as an aid to get back up if they fall (see 2. g), below).
- f) Move through any gap not blocked by bales, fluff or a distance challenge mat as long as they don't touch the bales.
- g) Use an obedience command such as stay/wait, sit or down.
- h) Briefly touch/lift/catch a dog stuck, or actively falling or leaping from a height. Hands must be removed as soon as the dog is safe.

2. Handlers may not:

- a) Use a communication device in the blind. A first instance will result in the competitor being dismissed from the blind (can be run in a later blind). Repeated use will result in an NQ score for that run, and could be grounds for a misconduct hearing and dismissal from the Event.
- b) Bring food/toys/gum into the ring.
- c) Self-time in the ring.
- d) Detour to hand a device off to a person or start a recording device as they approach the ring (may set a device on a table on their way by).
- e) Deliberately lead out from the start box to get an advantage. The handler and dog should leave at approximately the same time. An inadvertent lead out (e.g., handler leaves box and dog fails to move with handler) is not penalized.
- f) Bowl or Drop the dog to start. Bowling is pushing/shoving/tugging the dog forward during the release.
- g) Touch/pat, lean on, pick up, sit on, or step on/over any bales, boards, steps, bridges, tubes, board bumpers, distance challenge mats, or other course materials or equipment except as outlined above and in [“Allowed Praise” on page 13](#) and [“Safely Handling/Removing the Rat Tubes” on page 16](#). Accidentally brushing an object or bale does not count as a deliberate touch and is not penalized.
- h) Deliberately use hands or feet to sweep or shuffle through straw to try to find a hidden tube.
- i) Deliberately touch the dog at any time after the release from the start box and before the finish of the course (e.g. body blocking with contact, pushing or nudging the dog with hip, knee, leg, or foot, etc.) except for during Allowed Praise or to rescue from immediate harm, (see 1. h) above).
- j) Curse in the ring.
- k) Physically and/or verbally abuse their dog or any ring personnel.
- l) Tip, flip, or drop a tube when removing it from the straw. Any angle over 45 degrees will result in an NQ.
- m) Grab, scruff, shake, or pull/hold the dog by the ear(s) or tail or skin alone. Scruffing is defined as holding on to the dog, with or without pulling, with fingers closed and gripping around hair and/or skin and hair only. Open fingers buried in a long coat is not scruffing.
- n) Deliberately get on hands and/or knees, crawl, or lay on the ground in the ring other than when retrieving the tube (see Allowed Praise).
- o) Peer directly into a tube to check for a rat before or after calling Rat. Handlers may ask the judge to check a tube.
- p) Carry a dog out of the ring as a punishment/corrective action and/or into the ring if carrying is physically uncomfortable for the dog. s a punishment/corrective action and/or into the ring if carrying is physically uncomfortable for the dog.

3. Handler notes:

- a) A phone/communication device or smart watch ringing/vibrating or otherwise making any noise or signal in the ring will result in an NQ score. If a handler puts the device on a table on their way in, they must remove it on their way out.
- b) No devices can be used that would emit a timer alert (light, vibration, tone), including video recording glasses.

- c) Handlers may request to be excused from the ring at any time (e.g., dog has stopped working, is stressed, out of control, etc.). In Instinct, Novice through Master, and Line Drive, an NQ score will be assessed. In Crazy 8s, the team will keep accrued points (must have found at least 1 rat and have a total score above zero).
- d) Elimination on the course is an NQ (non-qualifying) score for the dog. The dog must be immediately removed from the ring and is not allowed to continue. Elimination includes urination, defecation, and/or spitting up/throwing up. Normal slobber is not elimination. Belly bands are not allowed. Any dog making a motion to eliminate (lift leg/squat, etc.) will be dismissed and will receive an NQ score even if it is not clear that urine has reached a bale or the ground.
- e) If a bitch in season loses her pants for any reason, it will be an NQ score.

SECTION 4. Tunneling

The Tunnel effort is completed when the dog enters any entry/portal of any Official Tunnel and exits any other portal of that tunnel with its entire body, excluding the tail.

1. Handlers may stand in front of a tunnel entrance to try to prevent a dog from backing out. However, if the dog backs out and touches the handler's body, or the handler in any way touches the side bales or the board while attempting to block the dog, it is considered a deliberate touch and will result in an NQ score.

SECTION 5. Climbing

The climb is completed when the dog impacts the top of any bale or partially/completely straw covered area of a board with all feet. If a large dog climbs up with front feet and follows with rear feet while one or more front feet come back off to go back to the ground (walking over a bale) that is acceptable as a climbing effort. Climbing only one bale high is acceptable at all class levels.

1. The following examples are not legal climbs:

- a) Putting only front feet or back feet on straw.
- b) Jumping a bale without touching the bale or with only incidental touching of the bale such as a brush with a foot.
- c) Putting a foot or feet on a step or bridge.

SECTION 6. Marking the Find of the Rat

How the dog marks the find of the correct rat tube is only relevant to the handler. The handler indicates the find of the rat clearly and unequivocally and the Judge notes that indication.

1. The general indication is the word RAT. However, if the handler forgets and uses a different call such as ALERT, there is no penalty as long as the indication is clear and unequivocal. A raised hand gesture is also acceptable. If using only a raised hand please alert the Judge ahead of the run.
2. Calls must be declarative, not questioning. The handler cannot ask the Judge if the call is the correct one (i.e., "is this right?" or "rat?"). It is the handler's responsibility to make the call in such a way that the Judge hears and understands it without question.
3. Dogs are not required to put their nose on a rat tube or be a specific minimum or maximum distance from the rat tube for the handler to call the find. It is only necessary for the dog to indicate the live rat tube to the handler in such a way that the handler understands where the live tube is, and for the handler to make the call and be capable of indicating the correct tube location to the Judge. The handler may call the tube after the dog has left it and/or when the dog is in a different area of the course.
4. If requested by the Judge, the handler must be able to indicate the exact location of the correct live rat tube.
5. In Master, the handler must declare the course "Clear" when all rats are found. The handler may say "Clear," "Finished," or any other unequivocal word or phrase to the judge indicating that the course is clear of all rats.

SECTION 7. Allowed Praise

After the dog finds the correct rat tube, the handler may physically and/or verbally praise the dog.

1. The handler may pet the dog, crouch or kneel, point at and/or stabilize/touch the tube, move/wiggle the tube gently then redirect or restrain the dog, or remove the tube as outlined in "[Safely Handling/Removing the Rat Tubes](#)" [on page 16](#). Handlers may praise for as long as they like. Time does not stop during the praise period.
2. Physical praise may happen any time after the rat is called and can be combined with restraint. Once a handler or dog moves on/redirects, touching the dog again prior to another rat call or the end of the course will result in an NQ score.

SECTION 8. Exiting the Ring

Dogs and handlers must exit the ring promptly at the end of each run.

1. When being shown a rat, the dog may be carried/touched/gently guided and either on or off leash. The handler is strongly encouraged but not required to take advantage of this opportunity to praise the dog. In Master, the handler may request the total number of rats that were on the course.
2. The collar/harness and leash must be attached to the dog prior to the exit gate being opened and the dog exiting the enclosure, even if the dog is being carried. The dog tugging on the leash as it is being leashed up prior to exiting the ring is not to be penalized unless the tugging is prolonged and/or so out of control that it may delay the Trial or endanger the Judge, Rat Wranglers, or damage the course. The penalty assessed in that instance would be Lack of Control, see [“Penalties” on page 15](#).

Part 10: Scoring, Ties, and Penalties

SECTION 1. Qualifying (Q) Scores

A team receives a qualifying score/leg toward a Barn Hunt title at a Licensed Trial when all of the requirements of the entered level/course are completed within the set standard course time for that level/course without incurring any errors which would result in an NQ.

SECTION 2. Non-Qualifying (NQ) Scores

A Non Qualifying (NQ) score will be assessed for teams who do not meet the minimum criteria for each class level and/or who do not meet the criteria of the rules as written. While most areas of these rules identify when an action will result in an NQ, competitors are advised to carefully read the rules for words such as must and cannot. Those indicate areas where failing scores will be assessed. If the dog has timed out or indicated the wrong tube, in all Classes the Judge will indicate the position of a rat near the dog for a handler to reward/praise their dog. This final praise period must be brief. Dogs cannot be shown multiple rats, or asked to tunnel or climb.

1. **Dogs/handlers are dismissed from the ring but the dog is shown a rat for praise and reward if:**
 - a) The handler leaves a covered prong collar on the ground or places it and it falls to the ground.
 - b) The collar/harness is not removed prior to leaving the start box.
 - c) Other safety reasons as determined by the rules or the Judge.
2. **Dogs/handlers are immediately dismissed from the ring without being shown a rat if:**
 - a) The handler or dog takes any action in the ring which would result in that handler or dog written up for misconduct (dog aggression, handler aggression or unsportsmanlike behavior)
 - b) The handler curses in the ring or verbally and/or physically abuses their dog or any ring crew.
 - c) The handler's cell phone/smart device (other than a needed medical device) audibly or visibly alerts or rings inside the ring.
 - d) The dog eliminates in the ring.
 - e) A Bitch in Season loses her pants.
 - f) The dog shows Lack of Control (see [“Lack of Control.” on page 15](#) and [“Falling Bales and Tunnel Fails” on page 11 of the Judge Rulebook.](#))
 - g) The Judge decides that in the interest of safety or for other substantial cause, the team must be dismissed.
3. **The dog/handler stay and complete their run and are told of their NQ at the end if:**
 - a) An action causes a non-qualifying score but it is not grounds for instant dismissal. Some examples would be bowling the dog, handler patting/touching, leaning on, or stepping on/over a bale when not allowed, the handler carrying their leash in their hand, tipping a tube more than 45 degrees, etc. When this occurs, the team can continue to hunt, and the Judge informs the team of the non-qualifying score (and why) at the end of the run.

SECTION 3. Ties

In the event of two dogs of the same height and level completing the course in the exact same amount of time, where the outcome of the tie would result in a placement of first through fourth, there will be a tiebreaker. Crazy 8s class does not have placements and is not eligible for tie-breakers.

1. One live rat tube is hidden on any available course, with the preference of it being the same course that was used in the class where the tie occurred. The tube is hidden in the same class level appropriate location for both dogs.
2. No litter or empty tube will be on the course.

3. Each dog is brought into the course separately.
4. Time starts when any part of the handler or dog leaves the start box. No climbing or tunneling effort is required. **Time ends when a rat is found.**
5. The team whose handler correctly indicates the live tube in the shortest time wins the tie.

SECTION 4. Penalties

1. **False Start.** For Regular classes and Line Drive, handlers and/or dogs who leave the start box before being directed to/released by the Judge are assessed a 20 second penalty. If the Judge was able to click their stopwatch immediately, the 20 second penalty is added to their time for that run. If not, or if they hit a rat tube prior to notification of the false start, they are run in a later blind and the 20 seconds added to that time. For Crazy 8s, if there is a false start and the judge is able to click the timer as the team leaves the box, the course time goes to 1:40. If the judge is unable to click the timer as the team leaves the box, and the handler moves to a later blind and the time to complete their second run will be 1:40. Crazy 8s teams who false start are not eligible for bonus points. A second false start is an NQ in all Classes.
2. **Stalling.** Stalling may be called if a handler excessively delays at the start after the judge has instructed the handler to exit the start box and begin the hunt.
 - a) The first incidence of Stalling is assessed a 10 second penalty in all Regular classes and Line Drive. A Stalling penalty in Crazy 8s is -20 points. The second incidence of Stalling in the same run is assessed an NQ Score in all classes.
3. **Lack of Control.** Lack of Control can be assessed if the handler demonstrates an inability to control their dog in a timely manner or puts a rat, the Judge, and/or ring crew in danger. Any Lack of Control error is an NQ. Examples include but are not limited to the dog:
 - a) Refusing to be caught within a reasonable amount of time during an attempt to restrain or after a run.
 - b) Grabbing and running away with a tube, and/or taking a tube into a tunnel and not emerging immediately.
 - c) Working any tube in such a way that if a rat were in the tube, it could be harmed: Excessively kick, pull, fling/ toss, drop, roll, shake, or bite. Judges may intervene and dismiss/NQ the dog at any time if they feel a rat could be in danger due to rough handling. Handlers should very strongly discourage dogs from carrying tubes.
 - d) Causing excessive destruction to the ring structure, materials, or bales, (see [“Falling Bales and Tunnel Fails” on page 11 of the Judge Rulebook](#)).
 - e) Not allowing the handler to remove the tube from its mouth promptly (tug of war). A stuck tooth does not incur a Lack of Control penalty.
 - f) Interfering with the handler or ring crew in such a way as to put them in danger (trips, grabs clothing, body slams/bounces off the Judge/handler/wrangler in a way that causes them to lose their balance, etc.)

The handler may also be called for Lack of control if they fail to attempt to control the dog, or violently tackle or lay on the dog in a way uncomfortable to the dog and/or dangerous to the handler or ring crew.

Part 11: Rats in Barn Hunt

In Barn Hunt, domestic rats (gerbils in areas where rats are outlawed) are considered our working partners, and are critical to the success of competition dogs and the sport. At all times the health, welfare, and safety of our pet rat partners is of utmost importance. A knowledgeable Chief Rat Wrangler is required at all Events to monitor the health and safety of rats. Rat Wranglers, working under the Chief Rat Wrangler, ensure safe handling in and out of the ring. All competitors in the sport are strongly encouraged to read the detailed information on rat care found in [“Rat Care, Accommodations, and Safety” on page 13 of the Club Rulebook](#). Rats are never to be harmed before, during, or after any Licensed Event or any Clinic/workshop/training day held by any Club representing the BHA. Any person or Club found abusing rats or advocating their abuse in training or at any event or location associated with the sport will be permanently banned from Barn Hunt.

1. **Rat safe resting area.** Handlers may not enter or have dogs within 10 feet of the rat safe rest area. Only authorized personnel may enter that area.
2. **Rats on Barn Hunt grounds.** Only rats authorized by the club to be on Barn Hunt grounds are allowed. No training with rats is allowed on Trial grounds or at hotels associated with the Event, and persons found with unauthorized rats or training with rats will be asked to leave, all qualifying scores forfeited, and may face further censure. Exceptions may be made for rats being placed in new homes, with Club knowledge and permission.

Part 12: Rat Tube Locations

Rat tubes, (live, litter, and/or empty) may be hidden almost anywhere within the ring enclosure. See [“Hiding Rat Tubes” on page 10 of the Judge Rulebook](#). For all classes:

1. All tubes must be hidden at least 24” (two feet) from any side or corner of the start box.
2. Tubes must be hidden so the average handler can see at least part of the dog **indicating the find**.
3. The drain/grate end of any tube cannot be hidden deeper than 10” from any outside surface of a bale.
4. In some blinds the live tubes may be in a more accessible place than in others. That is the “luck of the draw.”
5. Tubes must be loosely covered with straw in such a way that they cannot be seen by the handler or the dog.

Part 13: Safely Handling/Removing the Rat Tubes

At any class level, if a rat tube is found before all elements of the course are completed the handler may choose any of three different ways to safely interact with the rat tube. The handler may either **Redirect** their dog and leave the live tube in place (or the dog may Self-Redirect); **Remove** the live tube with or without physical restraint; or **Restrain** the dog so the Rat Wrangler can remove the live tube. The handler may choose any of the three options after calling rat for any or all of the live tubes on the course, and may praise their dog as outlined in [“Allowed Praise” on page 13](#).

SECTION 1. Important General Rat Removal Rules

1. The Judge does not remove or handle the rat tube while the competitor is being judged.
2. The Rat Wrangler never picks the tube up out of the straw unless the dog is physically restrained with teeth at least 2' from the tube. The competitor may ask the Rat Wrangler to wait if they are trying to remove the tube before the competitor is ready.
3. If the live tube is found as the last element of the course, every effort should be made to leave the tube in place if possible.
4. The dog running after the Rat Wrangler/tube is not necessarily Lack of Control/aggression/grounds for an NQ.
5. Dogs retrieving a tube immediately and gently to hand without shaking or dropping, or pushing incorrectly secured tubes off a stack of bales are not to be penalized.
6. As soon as the competitor calls Rat, they may step on/over any bales and into a distance challenge to get to their dog, even before the judge confirms the call.

SECTION 2. Method 1: Redirects

The handler may leave the tube in place and **Redirect** the dog to other elements of the course through hand and/or voice gestures. Any tubes left in place by the handler will remain in place for the duration of the run and cannot be removed by the Rat Wrangler unless a rat is in danger, in which case the tube is removed, the run is over, and an NQ is assessed (see below).

1. When the dog voluntarily moves away from the tube before the handler can restrain the dog, that is considered a Dog Self-Redirect. The handler may try to call the dog back to the tube for praise and/or restraint, but if the dog refuses to come promptly, the handler must move on with the dog **and the praise period is over**. Before moving on the handler may either remove the tube and hand it to the Rat Wrangler (see [Method 2: Removes](#)) or leave the tube in place.
2. If the dog returns to a tube left in place after a Redirect and works it hard and vigorously in such a way that the Judge feels a rat would be in danger if there is/was a rat in the tube, the handler will be assessed a non-qualifying (NQ) score and the tube safely secured.
3. If the dog returns to a tube left in place and the handler calls the same Rat again, they are assessed an NQ score.

SECTION 3. Method 2: Removes

The handler may choose to **Remove** the tube.

1. The handler must be able to safely remove the tube without flipping, tipping, or dropping the tube. If the tube tips more than 45 degrees or falls, the handler will be assessed an NQ score. If handlers cannot both restrain their dog and safely remove the tube they **must** choose [Method 3: Restrains](#).
 - a) If the dog has tipped the tube into an upright position, the handler **must** gently level the tube before handing it to the RW.
2. The dog may be partially or wholly physically and/or verbally restrained.

3. The tube should be handed off to the **nearest** Rat Wrangler without delay. The Rat Wrangler will not take a tube if the dog is leaping up or otherwise interfering with the tube or Rat Wrangler. The dog's teeth must be at least two feet away from the tube for the Rat Wrangler to accept it from the handler. **The tube is never handed to the Judge.**
4. Handlers who lift the tube out of the ring take responsibility for the rat during that period, ensuring the outside RW will not fumble or drop the tube.

SECTION 4. Method 3: Restraints

When the dog is completely physically **Restrained** by the handler, the Rat Wrangler will remove the rat tube. Handlers should choose this option even with a compliant dog if they feel they could not brace a hand/foot and/or climb on/over a bale in order to reach a higher tube for safe removal.

1. The RW will automatically step forward; the handler does not call the RW, only restrain their dog. If the handler releases or redirects the dog before the tube has been removed from the straw, the RW will leave the tube in place.
2. Handlers may physically turn their dog away from the Rat Wrangler to facilitate safe removal and/or move/scoot the dog into a safer place on the course while restraining (i.e., to prevent the dog from being at a risk for falling when released).
3. The handler may choose to call the dog to be restrained. The dog must come as directly as it safely can to the handler for restraint. If the dog instead moves away from the handler to explore other areas of the course, it is considered a Dog Self-Redirect, see [Method 2: Removes](#).
4. If the RW moves in to remove the tube prior to the end of the praise period or before the dog is properly restrained, the handler may politely tell the RW to wait.
5. The handler cannot deliberately pick up the dog, but may place one or both hands on the dog's chest area, and/or gently cupped around the forelegs at the shoulder/elbow joints, and/or one or both arms loosely around the neck, and/or torso, with a hand or hands on the chest. A "flyball hold" (hands cupped around the top front of the rear legs above the stifle) can be used to move the dog back from the tube, but the hold must then shift to the chest area without delay.
6. At least two of the dog's feet must remain in contact with the ground/surface at all times while the handler is touching the dog. If the dogs feet inadvertently leave the ground despite the handler's best efforts there is no penalty if the handler immediately returns the feet to the ground or surface.
7. The dog must remain restrained until the Rat Wrangler is safe. Only the handler can determine, based on the individual dog's personality, when the Rat Wrangler is safe. Neither the Rat Wrangler nor the Judge will verbally mark when the rat has left the ring.

SECTION 5. Releasing the Dog after Restraint

After praise and reward, once the handler feels the Rat Wrangler is safe, the handler may turn the dog in place to point a specific direction, but cannot scoot/walk the dog forward prior to release in order to get an advantage (i.e., closer to the tunnel). The handler cannot bowl the dog to release from restraint.

Part 14: Regular Classes

SECTION 1. A and B Classes

Novice, Open, Senior, and Master are split into A and B divisions. All competitors enter each class level in the A division until they finish the title at that level. Once a competitor finishes a title from the A division, they are no longer eligible to compete at that level in an A class and must either move up into the A class at the next level, over to B **at the same level** (lateral move) **or down to a B class in a previous level**. Extra scores earned in A do not carry over to B classes. Competitors are responsible for entering the correct class.

SECTION 2. What Class to Enter

When sending in an entry prior to the Event, the Class entered depends on titles previously earned. Competitors can enter their dog in any class that dog is eligible for, including B classes at a lower level (for example, a dog with a RATM can enter either Master B, Novice B, Open B, or Senior B).

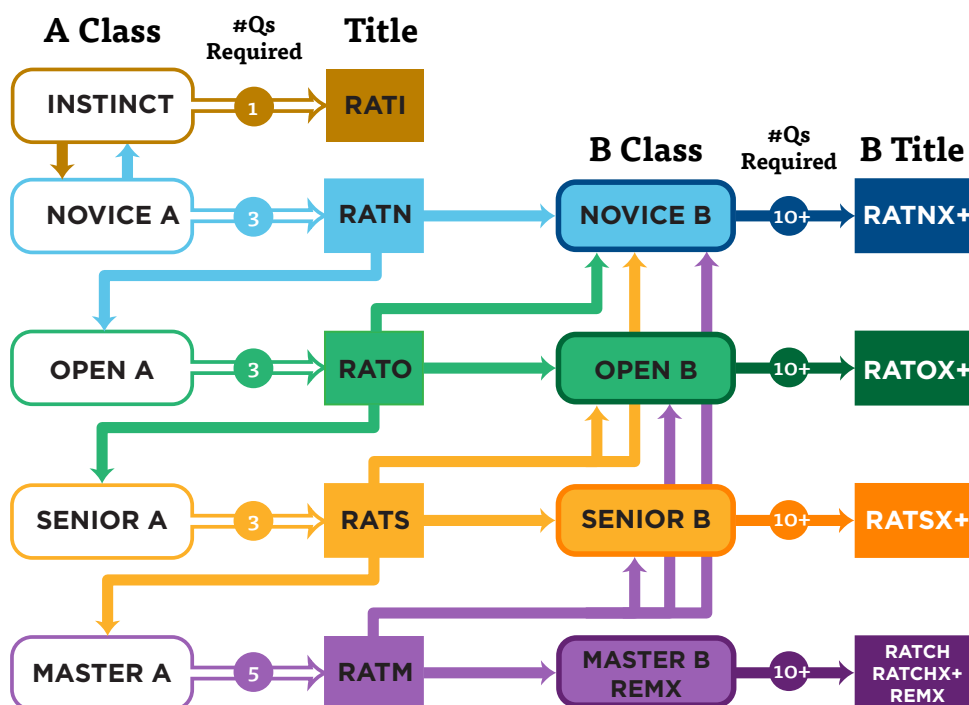
1. Clubs may offer the option to enter more than one class level per Event (e.g. Open B on Saturday and Senior A on Sunday).
2. **Implementation TBA** Clubs may offer up to two regular class entries per dog, per Trial: Either any one lower level B class in addition to one upper level A class (e.g., a dog with a RATO could enter Novice B or Open B, plus Senior A), or two different level B classes (e.g., a dog with a RATM could enter Novice B and Senior B, or Senior B and Master B). Dogs could not enter the same class level twice in the same Trial (could not enter Open B or Senior A two times).

- Dogs cannot be entered in a class they are not yet eligible to enter (e.g., entering Senior before the Open title is complete). Any dog entering a class they are not eligible to enter will have any and all qualifying scores removed for that class. "Make up scores," (going back and earning a last score in a previous level) are not allowed.

SECTION 3. Moving Up, Down, or Over During an Event

Competitors can move up, down or over (A to B at the same level) during any Event where those choices are offered. Dogs achieving RATM from Master A must move to Master B for RATCH and RATCHX and above.

CLASS TYPE AND ELIGIBILITY FOR ENTRY FLOW CHART, REGULAR CLASSES



SECTION 4. Barn Hunt Instinct (RATI)

Prerequisite: None. Dogs may enter this class and Novice A Class in the same Trial. Dogs may continue to enter this class until the Novice A title (RATN) is attained. Dogs with a RATN or above cannot enter Instinct. An Instinct pass is not required to enter Novice A. Dogs pre-entered in both Novice A and Instinct who finish the Novice A title during the event can continue to show in Instinct for that event only. RATI is an optional class for any dog without a Barn Hunt Novice (RATN) title. RATI is held either on a set course, (see [“Designated Instinct Course” on page 23 of the Judge Rulebook](#)), or on a Novice course. If using a Novice course, the course may be slightly altered to accommodate the Instinct cradle. The cradle will be placed 2' away from, and in a direct line with, the Official Tunnel which has the start box. A Climb and a Tunnel are not required.

- Course time allowed:** One minute (1.00).
- Number of Qualifying Scores Required:** One, under one Judge.
- Number of Bales:** 10 or 12 if dedicated Instinct ring. See Novice.
- Start Box location:** Directly against the front wings of an Official tunnel.
- Number/Type of Tubes on the course:** One empty tube, one litter tube, one rat tube, secured in a cradle on top of the ground and lightly covered with straw (still visible).
- Required elements within course time allowed:** Correctly indicate the tube with the rat.

SECTION 5. Novice Barn Hunt: (RATN, RATNX)

Novice A (RATN)

- Eligibility Criteria:** Any dog may enter Novice A if that dog has not yet attained the Novice title (RATN). Dogs entering Novice A may, but are not required to, have an Instinct title.
- Course time allowed:** Two minutes (2.00).

3. **Number of Qualifying Scores Required:** Three, under one or more Judges.
4. **Number of Bales:** 20-30.
5. **Start Box location:** One flat side not less than three nor more than four feet from, and directly in front of, the opening to an Official Tunnel.
6. **Tube specifications:** One empty tube, one litter tube, one rat tube. At least one tube of any type must be elevated. All tubes may be elevated. Tubes must be at least 18" apart.
7. **Tunnel requirements:** The tunnel is straight and short. The Novice tunnel has a specific design. Refer to the [“Novice Tunnel Configuration” on page 18 of the Judge Rulebook](#) for an illustration. There can be more than one Official Tunnel.
8. **Bale height requirements:** There must be at least one and not more than three different places on the course with a minimum of two bales grouped together at the two-high level. (See [“Bale Height Requirements” on page 15 of the Judge Rulebook](#)).
9. **Required elements within course time allowed:** Execute a Climb. Complete an Official Tunnel. Correctly indicate one live Rat tube. These elements can be accomplished in any order.

Novice B (RATNX)

1. **Eligibility Criteria:** Dogs may enter Novice B once they have attained a RATN or any Regular Class title above a RATN. Dogs are not required to finish the RATNX class before moving to another class and can move in and out of the RATNX class at will, retaining their qualifying scores.
2. **Number of Qualifying Scores Required:** 10, under a minimum of two Judges. Multiples of RATNX may be acquired. Each time a dog achieves 10 more qualifying scores from the Novice B class, a number will be appended to this title. 20 qualifying scores will be awarded RATNX2, 30 qualifying scores will be awarded RATNX3, etc.

All other rules and elements are identical to those in the Novice A class. Novice A and Novice B dogs compete on the same course though they are placed separately (see [“Ribbons and Placements” on page 24](#)).

SECTION 6. Open Barn Hunt: (RATO, RATOX)

Open A (RATO)

1. **Eligibility Criteria:** Any dog may enter Open A any time after attaining the Novice title of RATN and prior to completion of the Open A title, RATO.
2. **Course time allowed:** Two minutes 30 seconds (2:30).
3. **Number of Qualifying Scores Required:** Three, under one or more Judges.
4. **Number of Bales:** 25-40.
5. **Start Box location:** At or within close proximity of the entry gate.
6. **Tube specifications:** Three litter tubes, two rat tubes. At least one live rat tube must be elevated. All tubes may be elevated. Tubes must be at least 18" apart.
7. **Tunnel Requirements:** The tunnel must have one 90 degree turn, no jogs, and is 8' to 10' in total length as designed. The exit cannot be readily visible from the entrance; the tunnel must look dark. There can be more than one Official Tunnel.
8. **Bale height requirements:** There are a minimum of two and a maximum of three different places on the course where bales are grouped together at the two-high level. (See [“Bale Height Requirements” on page 15 of the Judge Rulebook](#)).
9. **Required elements within course time allowed:** Execute a Climb. Complete an Official Tunnel. Correctly indicate two live Rat tubes. These elements can be accomplished in any order.

Open B (RATOX)

1. **Eligibility Criteria:** Dogs may enter Open B once they have attained a RATO or any level title above a RATO. Dogs are not required to finish the RATOX class before moving to another class and can move in and out of the RATOX class at will, retaining their qualifying scores.
2. **Number of Qualifying Scores Required:** 10, under a minimum of two Judges. Multiples of RATOX may be acquired. Each time a dog achieves 10 more qualifying scores from the Open B class, a number will be appended to this title. 20 qualifying scores will be awarded RATOX2, 30 qualifying scores will be awarded RATOX3, etc.

All other rules and elements are identical to those in the Open A class. Open A and Open B dogs compete on the same course though they are placed separately (see [“Ribbons and Placements” on page 24](#).)

SECTION 7. Senior Barn Hunt (RATS, RATSX)

Senior A (RATS)

1. **Eligibility Criteria:** Dogs may enter Senior A any time after they have attained the Open title of RATO, and may compete in Senior A until they receive the Senior title, RATS.
2. **Course time allowed:** Three minutes 30 seconds (3:30).
3. **Number of Qualifying Scores Required:** Three, under one or more Judges.
4. **Number of Bales:** 35–55.
5. **Start Box location:** At or within close proximity of the entry gate.
6. **Tube specifications:** Four litter tubes, four rat tubes. Tubes may be at any level. In some blinds, tube locations will be moderately challenging. Tubes must be at least 6" apart.
7. **Tunnel Requirements:** The tunnel must have a minimum of one and a maximum of two 90° turns and is 12' to 18' in length as designed. The tunnel may have multiple portal openings, as long as a dog entering any opening will have completed the required number of turns and at least the minimum length of 12' prior to exiting any other portal. The tunnel must appear dark. The tunnel cannot contain "blind alleys," areas inside the tunnel which do not lead to an exit. The tunnel can contain jogs at the entry/exit only, jogs do not count as turns. The official tunnel may be either on the ground or elevated. There can be more than one Official Tunnel on the course.
8. **Bale height requirements:** There must be at least one place on the course where at least two bales are grouped together at the three-high level. (See "[Bale Height Requirements](#)" on page 15 of the Judge Rulebook).
9. **Required elements within course time allowed:** Execute a Climb. Complete an Official Tunnel. Correctly indicate four Rat tubes. These elements can be accomplished in any order.

Senior B (RATSX)

1. **Eligibility Criteria:** Dogs may enter Senior B once they have attained a RATS or any level title above a RATS. Dogs are not required to finish the RATSX class before moving to another class and can move in and out of the RATSX class at will, retaining their qualifying scores.
2. **Number of Qualifying Scores Required:** 10, under a minimum of two Judges. Multiples of RATSX may be acquired. Each time a dog achieves 10 more qualifying scores from the Senior B class, a number will be appended to this title. 20 qualifying scores will be awarded RATSX2, 30 qualifying scores will be awarded RATSX3, etc.

All other rules and elements are identical to those in the Senior A class. Senior A and Senior B dogs compete on the same course though they are placed separately (see "[Ribbons and Placements](#)" on page 24).

SECTION 8. Master Barn Hunt (RATM)

Master A (RATM)

1. **Eligibility Criteria:** Dogs may enter Master A any time after they have attained the Senior title of RATS, and may compete in Master A until they receive the Master title, RATM.
2. **Course time allowed:** Four minutes 30 seconds (4:30).
3. **Number of Qualifying Scores Required:** Five, under two or more different Judges of Record.
4. **Number of Bales:** Minimum 55.
5. **Start Box location:** At or within close proximity to entry the gate.
6. **Tube specifications:** 8 tubes. One to five tubes will have rats. All tubes without rats will have litter. The number of rat tubes to litter tubes is random for each competitor. Tubes may be at any level. For each blind all 8 tubes remain in the same location, with only the number of live versus litter tubes changing for each dog. Between blinds, all 8 tubes are moved. In some blinds, tube locations will be quite challenging. Tubes must be at least 6" apart.
7. **Distance Challenges:** A DC requires the dog to work a horizontal distance away from the handler in an area the handler cannot enter or readily reach/touch the dog.
 - a) A DC is bordered by bales with one or more marked entryways of at least 1' in width. See "[Distance Challenges](#)" on page 20 of the Judge Rulebook for more detail on possible Distance Challenge configurations.
 - b) DC entryways will be marked off at the leading/exterior edge with mats/rugs placed on the ground with the forward edge recessed 2-4" from the front of any bordering bales and anchored so they cannot shift. The mats must be a light, bright or contrasting color and easily seen.

- c) There can be more than one DC, but the total DC area can be no more than 50% of the ring. The tunnel structure is not considered part of the DC. If the DC area contains the tunnel complex, the total combined tunnel structure plus the DC area is no more than 50%.
 - d) The DC cannot encompass/surround the start box.
 - e) Any or all portals of the tunnel may be inside the DC. If all portals are inside the DC, one tunnel portal must be less than 3 feet from the outside boundary of the DC (see [“Tunnel Portal Maximum Distance” on page 20 of the Judge Rulebook](#)).
 - f) Dog indications must be visible to handlers outside the DC.
 - g) After calling rat, entering the DC, praising, and redirecting/restraining/removing the rat tube, the handler must exit the DC without delay. If the handler is not yet out of the DC and the dog finds another rat inside the DC, the handler may call rat again and stay in the DC long enough to praise and redirect/restrain/remove again. However, if a handler lingers, asks or calls the dog back to hunt the DC, or asks or directs the dog to a tunnel portal located inside the DC, the handler must stay in the DC and handle the dog from there until they call rat again or finish the run. The handler may encourage the dog to hunt or tunnel any area outside the DC while the handler is still exiting the DC area.
 - h) Handlers can enter the DC after calling rat to climb a tunnel structure, retrieve a tube efficiently, or hand a tube to the nearest RW.
- 8. Tunnel requirements:** The tunnel must have two or three 90° turns and is 14' to 22' in length as designed. It may be on the ground or elevated. The tunnel may have multiple portal openings, as long as a dog entering any opening will have completed the minimum number of turns and at least the minimum length of 14' to the nearest/next portal (see [“Sample Multiport Tunnel” on page 22 of the Judge Rulebook](#)). The tunnel can contain jogs at the entry/exit only, jogs do not count as turns. There can be more than one Official Tunnel.
- 9. Bale Height Requirements:** There must be at least two separate places on the course where at least two bales are grouped together at the three-high level. (See [“Bale Height Requirements” on page 15 of the Judge Rulebook](#)).
- 10. Required elements within course time allowed:** Execute a Climb. Complete an Official Tunnel. Correctly indicate to the Judge when all live rat tubes have been found by declaring the course clear of rats. Elements can be completed in any order. A handler may choose to declare the course clear of rats then ask the dog to complete another required element such as a tunnel.

SECTION 9. Barn Hunt Champion (RATCH, RATCHX)

1. **Eligibility Criteria:** All dogs working on RATCH or RATCHX titles and above must enter Master B class.
2. **RATCH:** 10 qualifying scores under two or more Judges of Record are required for the RATCH.
3. **RATCHX:** The RATCH title and 10 qualifying scores under at least two Judges are required for the RATCHX. 20 qualifying scores will be awarded a RATCHX2, etc.

All other rules and elements are identical to those in the Master A (RATM) class. Master A and Master B dogs compete on the same course though they are placed separately (see [“Ribbons and Placements” on page 24](#)).

SECTION 10. Barn Hunt Elite Master Champion REMX

1. **Eligibility criteria:** All dogs entered in Master B are eligible for Elite scores.
 2. **REMX:** Dogs completing a Master B course in 2:30.00 (150 seconds) or under will receive both a regular RATCH leg and a REMX leg. 10 qualifying scores receive the REMX title. 20 qualifying scores receive the REMX2 title, etc.
- No extra steps are required to complete the REMX title.

Part 15: Non-Regular Classes

SECTION 1. Crazy 8s Class

Crazy 8s is a Non-Regular class, and as such is not required to be offered at any Licensed Trial or Fun Match. The start box, tunnels, and steps are in accordance to Senior classes. Bales are a maximum 2-high. There are no distance challenges.

1. **Eligibility criteria:** None. Dogs do not have to have any other Barn Hunt title to enter Crazy 8s.
2. **Course Time Allowed:** 2 minutes (2.00).
3. **Number of Bales:** Minimum 40.
4. **Start Box Location:** At or within close proximity of the entry gate.

5. **Tunnel Requirements:** See Senior description.
6. **Bale heights:** There must be at least one place on the course where at least two bales are grouped at the two-high level, (See [“Bale Height Requirements” on page 15 of the Judge Rulebook](#)).
7. **Tube specifications:** Eight live rat tubes. Four litter tubes. At least one live rat tube must be elevated. Tubes must be at least 6" apart.

Crazy 8s Scoring

All general Regular class rules apply. Special scoring is:

1. 10 points per correct rat call.
2. 10 points for tunnel.
3. 10 points for climb.
4. Points are acquired until all rats are found and tunnel and climb are completed, or until Time is called. A Clean Run (100 points) is awarded when there is no fault called and all 8 rats are found, plus climb and tunnel executed in two minutes or less. A Clean Run which is completed in 1:45 or less (rounded down to the nearest second) earns a bonus of 5 points. The Judge will call BONUS. A Clean Run which is completed in 1:30 or less earns a second bonus of 5 points. The Judge will call SUPER BONUS. No more than 10 total bonus points per run are allowed. Total possible points per run are 110.
5. Penalties (in addition to all general Barn hunt penalties) are:
 - Failure to Tunnel -20 points.
 - Failure to climb -20 points.
 - First incorrect rat call (litter or no tube) -20 points.
 - No rats found or Second incorrect rat call (litter or no tube) NQ score (dog shown a rat before exit).
6. To receive a qualifying score, the dog must find at least one rat and have a cumulative score of 10 points or over. Zero and negative scores are not used.

Crazy 8s Judging and Faults

1. After calling rat on an incorrect litter tube, if the falsely-called litter tube is lifted from the straw prior to the Judge's verbal call of FAULT, the tube is to be removed from the ring. If the tube has not yet been lifted from the straw when the Judge calls FAULT, the tube must remain in place. If the handler has touched their dog after calling Rat and before the Judge calls FAULT, no touching penalty is assessed even if the tube remains in place.
2. There are no tie-breakers allowed in Crazy 8s.

Titles

1. **CZ8B:** Crazy 8s Bronze, 500 points accumulated.
2. **CZ8S:** Crazy 8s Silver, CZ8B plus 500 points for a total of 1000 points.
3. **CZ8G:** Crazy 8s Gold, CZ8S plus 500 points for a total of 1,500 points.
4. **CZ8P:** Crazy 8s Platinum, CZ8G plus 500 points for a total of 2000 points.

After the dog reaches the Platinum level, further titles are earned in 500 point increments. A dog with 2500 for example, is awarded Crazy 8s Platinum Bronze, or CZ8PB, and so on. Double Platinum will be abbreviated as CZ8P2.


SECTION 2. Line Drive Class

Line Drive is a Non-Regular class, and as such is not required to be offered at any Licensed Trial or Fun Match. Line Drive classes held at Trials are titling. Line Drive classes held at Fun Matches do not count toward Line Drive titles.


1. **Prerequisite:** None. Dogs do not have to have any other Barn Hunt title to enter Line Drive.
2. **Course Time:** 1 minutes (1:00).
3. **Course Size:** Can be held inside a fully enclosed area, or along a 20-24' long, 4' to 5' foot high fence in an otherwise open area with marked boundaries. Spectators/dogs must comply with existing rules on distance away from the area. See [“Line Drive Class Configurations” on page 13 of the Club Rulebook](#).
4. **Number of Qualifying scores required:** 10, under any appointed official (see below).
5. **Number of Bales:** 7 or 11.
6. **Start Line:** A start line will be positioned 3' from the designated line of bales.

7. **Tube and course specifications:** 9 Tubes. Four will contain rats, 5 will contain litter. Arranged in a single fixed set of bales, using either one of the two designs shown below. The tops of the tubes will be lightly covered with straw, but the grate ends will be uncovered.

LINE DRIVE COURSE 1



LINE DRIVE COURSE 2



8. **Special Leash/collar/harness rules:** Dogs may wear collars in this class and be on or off leash, but must be on leash if the class is in any area that is not securely fenced or on request of the Judge. Blind dogs and dogs using wheeled carts must be on a collar/leash. Retractable leashes may be used. One piece martingale and other non-choke one piece collar/leash combos are allowed. No-pull harnesses, slip/choke collars, and covered prongs are not allowed to be used in this class. The leash cannot be used to drag the dog, pop the dog, or as a correction. The leash can be untangled as needed.
9. **Allowed Judges:** Licensed Judges, people actively working on their Judging License who have attended a Judge Workshop, and people with RATCH or above titles may judge this class. The Trial Secretary cannot judge this class. The Trial Chair may judge up to 20 teams per day. Judges of Record for the Event may judge each other or may judge the dogs of the unlicensed Line Drive Judge.
10. **Judging and Faults:** Time starts when any part of the handler or dog crosses the start line (they should start at approximately the same time.) If the dog goes around the start line there is no penalty as long as the handler crosses immediately. Time ends when the fourth rat is called. A Rat Wrangler will be available to remove rats if the handler wishes. All regular rules in [“Penalties” on page 15](#). apply in this class.
11. **Touch/praise:** Handlers may touch/praise their dogs at any time during this class.
12. **Required elements within Course Time Allowed:** Find 4 rats.
13. **Titles:** 10 Qualifying scores receive an LD. 20 Qualifying scores receive LD2, etc.

SECTION 3. National Championship Titles

The following titles are available only at the Barn Hunt National competition.

1. **RGC:** Games Champion. This title is awarded to the dog who receives the Gold Medal in Games competition at any Barn Hunt National.
2. **RVC:** Versatility Champion. This title is awarded to the dog who receives the Gold Medal in Versatility competition at any Barn Hunt National
3. **RGNC:** Grand National Champion. This title is awarded to the dog who receives the Gold Medal in the Grand National at any Barn Hunt National.

These titles are prefix titles and will appear before the dog’s registered name in the Barn Hunt record and on Barn Hunt certificates. Only three dogs per year will receive the title, and that title will always be reserved only for Gold Medal winners at the National. In the case of a dog repeating as a Gold Medal winner at the National, a number designation will be appended to the title (i.e., RGNC2).

TITLE REQUIREMENTS SUMMARY TABLE

Class	Title	# Q Scores	# Judges	SCT	# Bales	Bale Ht	Tunnel Turns	Tunnel Length	# Rats	# Litter	# Clean
Instinct	RATI	1	1	1:00	10 or 12	2	0	—	1	1	1
Novice A	RATN	3	1	2:00	20-30	2	0	—	1	1	1
Novice B	RATNX	10	2								
Open A	RATO	3	1	2:30	25-40	2	1	8' to 10'	2	3	0
Open B	RATOX	10	2								
Senior A	RATS	3	1	3:30	35-55	3	1-2	12' to 18'	4	4	0
Senior B	RATSX	10	2								
Master A	RATM	5	2	4:30	Min 55	3	2-3	14' to 22'	1-5	3-7	0
Master B	RATCH RATCHX	10									
	REMX*	10									
Crazy 8s	CZ8B	500 pts	1	2:00	Min 40	2	1-2	12' to 18'	8	4	0
	CZ8S	1000 pts									
	Cz8G	1500 pts									
	Cz8P	2000 pts									
Line Drive	LD	10	1	1:00	7 or 11	2	—	—	4	5	0

*See [“Barn Hunt Elite Master Champion REMX” on page 21.](#)

Part 16: Ribbons and Placements

Ribbons are awarded to all dogs with qualifying scores at Barn Hunt Trials.

SECTION 1. Qualifying Ribbons

- Dark brown qualifying ribbons are awarded for each qualifying score in all Regular and Non-Regular classes at Barn Hunt Trials. Placement ribbons are not awarded in Instinct. Qualifying ribbons for the Barn Hunt Regionals and the National will vary in color.

SECTION 2. A Class Ribbons

- In addition to Qualifying ribbons, placement Ribbons for A-Level Regular Classes are awarded to first through fourth place in each of the three height divisions for Novice, Open, Senior, and Master classes at Barn Hunt Trials. Instinct class does not get Placement ribbons.
 - First Place Ribbon: Blue
 - Second Place Ribbon: Red
 - Third Place Ribbon: Yellow
 - Fourth Place Ribbon: White
- High in Class ribbons for A-Level classes must be awarded at for all Regular Classes at Barn Hunt Trials. The abbreviation for this designation is HIC.
 - High in Class Novice A: This shall be awarded to the fastest dog out of all heights in the RATN class
 - High in Class Open A: This shall be awarded to the fastest dog out of all heights in the RATO class
 - High in Class Senior A: This shall be awarded to the fastest dog out of all heights in the RATS class
 - High in Class Master A: This shall be awarded to the fastest dog out of all heights in the RATM class

SECTION 3. B Class Ribbons

- Ribbons for Novice, Open, and Senior B-Level classes are awarded as follows to first through fourth place regardless of height (one set of placement ribbons for all heights; there are no placements by height). Master B Class is awarded placements by height.

- First Place Ribbon: Blue
 - Second Place Ribbon: Red
 - Third Place Ribbon: Yellow
 - Fourth Place Ribbon: White
2. High in Class ribbons for Novice through Senior B-Level classes may be awarded for some or all classes in place of or in addition to the blue First place ribbon. High in Class ribbons are required for Master B classes in addition to the height placement ribbons. The abbreviation for this designation is HICB, though regular A Class HIC ribbons may be used for B classes.
 3. Clubs may choose to award a Reserve High in Class B in addition to the second place ribbon from the B class. The abbreviation for this designation is RHICB.
 4. REMX qualifying and/or title ribbons are optional. If providing a qualifying ribbon for REMX, it must be a color other than dark brown. If provided, new Title ribbons can be generic (for any class) or specific to REMX. No extra placement ribbons are awarded for REMX.

SECTION 4. Crazy 8s Ribbons

1. Crazy 8s Classes receive Qualifying ribbons for all Qualifiers. Placement and/or High In Class ribbons are not allowed in Crazy 8s. Optional "Clean Run" and/or BONUS tokens/ribbons may be awarded.

SECTION 5. Line Drive Ribbons

1. In addition to qualifying ribbons, Line Drive class ribbons are awarded to first through fourth place regardless of height (one set of placement ribbons for all heights combined, there are no placements by height).

SECTION 6. Fun Test Ribbons

Fun Test placement ribbons are optional. When offered, placement ribbons are for exhibitors who have not been marked by the Judge as Training in the ring. All Fun Test placement ribbons must be imprinted with the words "Fun Test." Ribbons used for Licensed Trials cannot be used for Fun Tests. Qualifying ribbons of any type are not allowed. (If ribbons are given, they must be in accordance with the ribbon criteria in this document.).

SECTION 7. Optional Ribbons

1. New Title ribbons may be awarded to any team attaining a new title in any Regular or Non-Regular class.
2. Other ribbons/prizes may be awarded at the discretion of the Club such as High <breed> in Novice, Oldest Dog, Judges Choice, etc. Non-official ribbons do not carry the Barn Hunt logo.
3. Fun test placement ribbons are optional. See ["Fun Tests" on page 6 of the Club Rulebook](#) for more information on Fun Test ribbons.